

MANUFACTURER OF
LAMP AND LIGHTING
COMPONENTS

CATALOG NO. 18

18

METOMIC
CORPORATION

CREDIT:

Our terms are net 30 days. Unless you have an established open account, we will ship C.O.D. There is always an additional fee charged for C.O.D. We accept American Express, Visa, MasterCard and Discover.

SHIPMENTS:

Unless special shipping instructions are given, our best judgment is used on all shipments. United Parcel Service is used on all orders of less than 200 lbs. in areas they service. Trucks are used on most larger shipments.

CLAIMS:

Damage or loss of items handled by United Parcel Service are to be reported to the Gearon Company immediately upon receipt of order. Please hold the merchandise in the original carton with the packing. We will file a claim with them and they will arrange a pickup and inspection. All truck shipments containing damage must be reported to the carrier by you.

RETURNING GOODS:

No merchandise is to be returned without our permission. Any errors in ordering or shipping must be reported within seven days of delivery. If ordered incorrectly, there is a 10% handling charge on all items returned.

NOTE:

Usually orders are filled and shipped the same day as they are received. If your order is not received within two weeks, please contact us. Check the invoices carefully. If items are out of stock, balance will follow only if noted on the bottom of the invoice.

SIZES FOR READY REFERENCE

Lamp Parts Sizes are sometimes confusing, so for the benefit of our customers who are not too familiar with these sizes, we are submitting the following for reference...

THREAD SIZE

M stands for Male thread and F stands for Female Thread...

1/4-27 is the size thread on top of the Harp. (Finials are usually tapped 1/4-27 but are also available in 1/8 IP).











1/8-IP is the size thread that fits into ordinary lamp sockets. (Table lamps are assembled with 1/8-IP Pipe).

1/8-IP is large hole and 1/4-27 is small hole. These sizes are often confused (particularly on Finials) because at a glance it may appear that they should be the reverse.

1/4-IP is the size thread used in floor lamps.

THREAD DATA REFERENCE

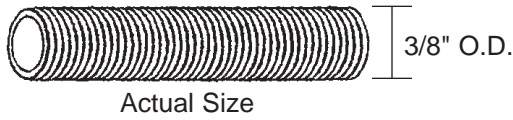
M = Male (External) thread F = Female (Internal) thread

| Thread Size | Approx. Fract. Dia. (In.) | Exact Dia. (In.) | Applications | Thread Size | Approx. Fract. Dia. (In.) | Exact Dia. (In.) | Applications |
|---|---------------------------|------------------|---|--|---------------------------|------------------|--|
|  4-36 | 3/32 | .106 .111 | —Socket thread |  1/4-20 (Course Thread) | 1/4 | .240 .245 | — Heavy mechanical lock-up thread (no wireway), commonly used on trophy products, drawer pulls and giftware assemblies. |
|  6-32 | 1/8 | .132 .137 | —Socket thread —Small mechanical lock-up thread, commonly used on lantern assemblies. |  1/4-27 (Fine Thread) | 1/4 | .240 .245 | —A 1/4" fine thread used on lamp finials and shade raisers. |
|  8-32 | 5/32 | .158 .163 | —Small mechanical lock-up thread, commonly used on lantern assemblies and drawer pulls. |  1/8 I.P. (1/8-27 N.P.S.M.) | 3/8 | .380 .390 | —The most common thread in the Lamp & Lighting Industry used to create tubular connections allowing electrical wire to pass through. |
|  10-24 (Course Thread) | 3/16 | .184 .189 | —10-24 and 10-32 are mechanical lock-up threads, used when 6-32 or 8-32 threads are not strong enough to retain assembly properly. —10-24 thread is commonly used on hooksets. |  1/4 I.P. (1/4-18 N.P.S.M.) | 1/2 | .510 .515 | —Thread used in heavy-duty application of 1/8 I.P. thread, where extra strength is required for stability or weight. |
|  10-32 (Fine Thread) | 3/16 | .184 .189 | |  3/8 I.P. (3/8-18 N.P.S.M.) | 5/8 | .648 .658 | —Thread used for very heavy duty fixture mounts. |

- ALPHABETICAL INDEX -

**Please note: This index is for the page numbers in the printed catalog.
When viewed as a pdf file, the page numbers will differ.**

| | | |
|---|------------------------------------|-------------------------------------|
| A | Crossbars 34 | Nuts 3 |
| Aladdin Parts 42 | Crystal 45 | P |
| All Thread 1,2,4 | D | Pads 21 |
| Armbands 14,41 | Dies 45 | Pendent Stem 34 |
| Armends 14 | Dimmers 27,29 | Pin-Up Arms 19 |
| Arms | F | Plugs 17,18,24 |
| Bridge 16 | Felt 21 | Polishes 45 |
| Cast Brass 16 | Figurine Bends 19 | Pucks 6 |
| Figurines 19 | Finials 6,7,8,9,31,40 | Pull Chain 33 |
| Pin-Up 19 | Fitters 36 | Pull Chain Knobs 9 |
| “S” Arms 19 | G | R |
| B | Gallery Posts 16 | Reducers 5,15,32 |
| Back Plates 39 | Gas Caps 32 | Risers 31 |
| Balls | Glass Holders 36 | Rite-Lok 45 |
| Brass Turned 12 | Glues & Cements 45 | Rosettes 39 |
| Beaded Chain 33 | H | S |
| Bobeches 39 | Half Balls 13 | “S” Hooks 33 |
| Bulb Adapter 45 | Hang Straights 17 | Screws 3 |
| Bulbs 43,44,45 | Hanger Bolts 4 | Seating Rings 5,22 |
| Bushings | Harps 31 | Shade Risers 31 |
| Bakelite 28 | Hickeys 32 | Slip Rings 32 |
| Reducing 5,15,28 | Holdings 36 | Sockets 23,24,25,26,27,28 |
| C | Hooks 33 | Spindles 10,11 |
| Candelabra 24 | K | Studs 4 |
| Candle Covers 42 | Key Extensions 27 | Swing Arms 18,19 |
| Candle Cups 16,22 | Keys 27 | Swing Bodies 17 |
| Candle Plates 22 | Knobs 6,9 | Switches 29 |
| Canopies 34,35,36,38 | L | Swivels 17 |
| Caps 6,32 | Lamp Cord 28 | T |
| Cast Brass Parts 34,38,39,40,41 | Legs 39 | Taps 45 |
| Chain 33 | Light Bulbs 43,44,45 | Tassels 38,40,45 |
| Chain Connectors 33 | Line Switch 29 | Thumbscrews 3 |
| Chain Pliers 33 | Loaders 37 | Tubing 20,21 |
| Check Plates 22 | Locknuts 3 | V |
| Check Rings 5,22 | Lockwashers 4 | Vase Caps 22 |
| Cluster Bodies 15,30 | Loops (Cast Brass) 34,40 | W |
| Clusters 15,19,30 | Loops (Die Cast) 34,37 | Washers 4 |
| Combo Rings 5 | N | Weights 37 |
| Cord 28 | Necks (Brass) 10,11 | Wire |
| Cord Bushings 15,28 | Necks (Stamped Steel) 31 | Lamp Cord 28 |
| Cord Sets 28 | Nipples 1,2,4 | Fixture 28 |
| Couplings 13,15 | Nozzles 14 | Wire Connectors 45 |



1/8 IP STEEL

▼ ▼ YELLOW ZINC PLATED ▼ ▼

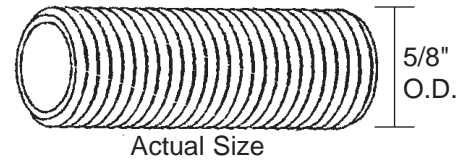
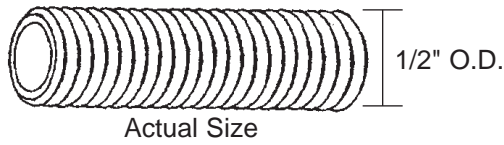
| PART # | SIZE |
|---------|--------------|
| 13-5003 | 1/8 X 3/8" |
| 13-5004 | 1/8 X 1/2" |
| 13-5005 | 1/8 X 5/8" |
| 13-5006 | 1/8 X 3/4" |
| 13-5007 | 1/8 X 7/8" |
| 13-5008 | 1/8 X 1" |
| 13-5009 | 1/8 X 1-1/8" |
| 13-5010 | 1/8 X 1-1/4" |
| 13-5011 | 1/8 X 1-3/8" |
| 13-5012 | 1/8 X 1-1/2" |
| 13-5013 | 1/8 X 1-5/8" |
| 13-5014 | 1/8 X 1-3/4" |
| 13-5015 | 1/8 X 1-7/8" |
| 13-5016 | 1/8 X 2" |
| 13-5018 | 1/8 X 2-1/4" |
| 13-5020 | 1/8 X 2-1/2" |
| 13-5022 | 1/8 X 2-3/4" |
| 13-5024 | 1/8 x 3" |
| 13-5026 | 1/8 x 3-1/4" |
| 13-5028 | 1/8 x 3-1/2" |
| 13-5030 | 1/8 x 3-3/4" |
| 13-5032 | 1/8 x 4" |
| 13-5034 | 1/8 X 4-1/4" |
| 13-5036 | 1/8 X 4-1/2" |
| 13-5038 | 1/8 X 4-3/4" |
| 13-5040 | 1/8 X 5" |
| 13-5042 | 1/8 X 5-1/4" |
| 13-5044 | 1/8 X 5-1/2" |
| 13-5046 | 1/8 X 5-3/4" |
| 13-5048 | 1/8 X 6" |
| 13-5052 | 1/8 X 6-1/2" |
| 13-5054 | 1/8 X 6-3/4" |

| PART # | SIZE |
|---------|---------------|
| 13-5056 | 1/8 X 7" |
| 13-5060 | 1/8 X 7-1/2" |
| 13-5064 | 1/8 X 8" |
| 13-5068 | 1/8 X 8-1/2" |
| 13-5072 | 1/8 X 9" |
| 13-5076 | 1/8 X 9-1/2" |
| 13-5080 | 1/8 X 10 |
| 13-5084 | 1/8 X 10-1/2" |
| 13-5088 | 1/8 X 11" |
| 13-5092 | 1/8 X 11-1/2" |
| 13-5096 | 1/8 X 12" |
| 13-5100 | 1/8 X 12-1/2" |
| 13-5104 | 1/8 X 13" |
| 13-5108 | 1/8 X 13-1/2" |
| 13-5112 | 1/8 X 14" |
| 13-5116 | 1/8 X 14-1/2" |
| 13-5120 | 1/8 X 15" |
| 13-5124 | 1/8 X 15-1/2" |
| 13-5128 | 1/8 X 16" |
| 13-5132 | 1/8 X 16-1/2" |
| 13-5136 | 1/8X 17" |
| 13-5140 | 1/8 X 17-1/2" |
| 13-5144 | 1/8 X 18" |
| 13-5148 | 1/8 X 18-1/2" |
| 13-5152 | 1/8 X 19" |
| 13-5156 | 1/8 X 19-1/2" |
| 13-5160 | 1/8 X 20" |
| 13-5168 | 18 X 21" |
| 13-5176 | 1/8 X 22" |
| 13-5180 | 1/8 X 22-1/2" |
| 13-5184 | 1/8 X 23" |
| 13-5192 | 1/8 X 24" |
| 13-5199 | 1/8 X 36" |

1/8 IP

▼ SOLID BRASS ▼

| PART # | SIZE |
|---------|---------------|
| 13-5603 | 1/8 X 3/8" |
| 13-5604 | 1/8 X 1/2" |
| 13-5605 | 1/8 X 5/8" |
| 13-5606 | 1/8 X 3/4" |
| 13-5607 | 1/8 X 7/8" |
| 13-5608 | 1/8 X 1" |
| 13-5609 | 1/8 X 1-1/8" |
| 13-5610 | 1/8 X 1-1/4" |
| 13-5611 | 1/8 X 1-3/8" |
| 13-5612 | 1/8 X 1-1/2" |
| 13-5613 | 1/8 X 1-5/8" |
| 13-5614 | 1/8 X 1-3/4" |
| 13-5615 | 1/8 X 1-7/8" |
| 13-5616 | 1/8 X 2" |
| 13-5618 | 1/84 X 2-1/4" |
| 13-5620 | 1/8 X 2-1/2" |
| 13-5622 | 1/8 X 2-3/4" |
| 13-5624 | 1/8 x 3" |
| 13-5626 | 1/8 x 3-1/4" |
| 13-5628 | 1/8 x 3-1/2" |
| 13-5630 | 1/8 x 3-3/4" |
| 13-5632 | 1/8 x 4" |
| 13-5634 | 1/8 X 4-1/4" |
| 13-5636 | 1/8 X 4-1/2" |
| 13-5638 | 1/8 X 4-3/4" |
| 13-5640 | 1/8 X 5" |
| 13-5644 | 1/8 X 5-1/2" |
| 13-5648 | 1/8 X 6" |
| 13-5650 | 1/8 X 6-1/4" |
| 13-5656 | 1/8 X 7" |
| 13-5668 | 1/8 X 8-1/2" |
| 13-5676 | 1/8 X 9-1/2" |
| 13-5823 | 1/8 X 27-7/8" |
| 13-5899 | 1/8 X 36" |



**1/4 IP STEEL
YELLOW ZINC
PLATED**

**1/4 IP BRASS
SOLID
BRASS**

**3/8 IP STEEL
YELLOW ZINC
PLATED**

| PART # | SIZE |
|---------|--------------|
| 13-5303 | 1/4 X 3/8" |
| 13-5304 | 1/4 X 1/2" |
| 13-5305 | 1/4 X 5/8" |
| 13-5306 | 1/4 X 3/4" |
| 13-5307 | 1/4 X 7/8" |
| 13-5308 | 1/4 X 1" |
| 13-5309 | 1/4 X 1-1/8" |
| 13-5310 | 1/4 X 1-1/4" |
| 13-5311 | 1/4 X 1-3/8" |
| 13-5312 | 1/4 X 1-1/2" |
| 13-5313 | 1/4 X 1-5/8" |
| 13-5314 | 1/4 X 1-3/4" |
| 13-5315 | 1/4 X 1-7/8" |
| 13-5316 | 1/4 X 2" |
| 13-5318 | 1/4 X 2-1/4" |
| 13-5320 | 1/4 X 2-1/2" |
| 13-5322 | 1/4 X 2-3/4" |
| 13-5324 | 1/4 x 3" |
| 13-5326 | 1/4 x 3-1/4" |
| 13-5328 | 1/4 x 3-1/2" |
| 13-5330 | 1/4 x 3-3/4" |
| 13-5332 | 1/4 x 4" |
| 13-5334 | 1/4 X 4-1/4" |
| 13-5336 | 1/4 X 4-1/2" |
| 13-5338 | 1/4 X 4-3/4" |
| 13-5340 | 1/4 X 5" |
| 13-5342 | 1/4 X 5-1/4" |
| 13-5344 | 1/4 X 5-1/2" |
| 13-5346 | 1/4 X 5-3/4" |
| 13-5348 | 1/4 X 6" |
| 13-5352 | 1/4 X 6-1/2" |
| 13-5354 | 1/4 X 6-3/4" |
| 13-5358 | 1/4 X 7-1/4" |
| 13-5372 | 1/4 X 9" |
| 13-5396 | 1/4 X 12" |
| 13-5399 | 1/4 X 36" |

| PART # | SIZE |
|---------|---------------|
| 13-5906 | 1/4 X 3/4" |
| 13-5907 | 1/4 X 7/8" |
| 13-5908 | 1/4 X 1" |
| 13-5910 | 1/4 X 1-1/4" |
| 13-5912 | 1/4 X 1-1/2" |
| 13-5914 | 1/4 X 1-3/4" |
| 13-5916 | 1/4 X 2" |
| 13-5918 | 1/4 X 2-1/4" |
| 13-5920 | 1/4 X 2-1/2" |
| 13-5922 | 1/4 X 2-3/4" |
| 13-5924 | 1/4 x 3" |
| 13-5928 | 1/4 x 3-1/2" |
| 13-5930 | 1/4 x 3-3/4" |
| 13-5932 | 1/4 x 4" |
| 13-5934 | 1/4 X 4-1/4" |
| 13-5936 | 1/4 X 4-1/2" |
| 13-5940 | 1/4 X 5" |
| 13-5943 | 1/4 X 5-3/8" |
| 13-5944 | 1/4 X 5-1/2" |
| 13-5946 | 1/4 X 5-3/4" |
| 13-5948 | 1/4 X 6" |
| 13-5950 | 1/4 X 6-1/4" |
| 13-5952 | 1/4 X 6-1/2" |
| 13-5954 | 1/4 X 6-3/4" |
| 13-5956 | 1/4 X 7" |
| 13-5960 | 1/4 X 7-1/2" |
| 13-5972 | 1/4 X 9" |
| 13-5980 | 1/4 X 10" |
| 13-6000 | 1/4 X 12-1/2" |
| 13-6032 | 1/4 X 16-1/2" |
| 13-6199 | 1/4 X 36" |

| PART # | SIZE |
|---------|--------------|
| 13-5503 | 3/8 X 3/8" |
| 13-5504 | 3/8 X 1/2" |
| 13-5505 | 3/8 X 5/8" |
| 13-5506 | 3/8 X 3/4" |
| 13-5507 | 3/8 X 7/8" |
| 13-5508 | 3/8 X 1" |
| 13-5509 | 3/8 X 1-1/8" |
| 13-5510 | 3/8 X 1-1/4" |
| 13-5511 | 3/8 X 1-3/8" |
| 13-5512 | 3/8 X 1-1/2" |
| 13-5513 | 3/8 X 1-5/8" |
| 13-5514 | 3/8 X 1-3/4" |
| 13-5515 | 3/8 X 1-7/8" |
| 13-5516 | 3/8 X 2" |
| 13-5518 | 3/8 X 2-1/4" |
| 13-5520 | 3/8 X 2-1/2" |
| 13-5522 | 3/8 X 2-3/4" |
| 13-5524 | 3/8 x 3" |
| 13-5526 | 3/8 x 3-1/4" |
| 13-5528 | 3/8 x 3-1/2" |
| 13-5530 | 3/8 x 3-3/4" |
| 13-5532 | 3/8 x 4" |
| 13-5536 | 3/8 X 4-1/2" |
| 13-5540 | 3/8 X 5" |
| 13-5544 | 3/8 X 5-1/2" |
| 13-5548 | 3/8 X 6" |
| 13-5599 | 3/8 X 36" |

▲ NOTE - THESE ARE NOT 1/8 IP ▲

**KNURLED HEAD
STEEL
BRASS PLATED**



8-32 Thread

NO. 15-042 - 1/2"
NO. 15-043 - 3/4"

KNURLED BALL HEAD SCREW



NO. 10-081 - 8-32 x 1/2"
NO. 10-381 - 8-32 x 3/8"
NO. 10-382 - 8-32 x 1/4"

BRASS LOCKNUTS



NO. 10-098
Tapped 1/8 I.P.
9/16" Dia. - Plain



NO. 10-980
Tapped 1/8 I.P.
9/16" Dia. -Knurled



NO. 10-058
Tapped 1/8 I.P.
3/4" Dia. - Knurled



NO. 10-150
Tapped 1/8 I.P.
Beaded Round
9/16" Dia.



NO. 10-909
Tapped 1/8 I.P.
1/2" Dia.



NO. 10-059
Extra Heavy
Tapped 1/8-I.P.
3/4" Dia.



NO. 10-054
Tapped 1/4-27
3/4" Dia. - Knurled



NO. 10-2205 - 1/4-27
NO. 10-2206 - 1/4-20
9/16" Dia. - Knurled



NO. 10-838 Knurl
NO. 10-839 Plain
Tapped 3/8 I.P.
7/8" Dia.

**UNFINISHED
STEEL HEXAGON LOCKNUTS
(Milled from Bar)**



NO. 15-918
Tapped 1/8 I.P.
9/16" Dia. x 1/8"



NO. 15-914
Tapped 1/4 I.P.
11/16" Dia. x 1/8"



NO. 15-908 Steel
NO. 15-906 Yellow Zinc
Tapped 1/8 I.P.
9/16" Dia. x 1/8"



NO. 15-904
Tapped 1/4 I.P.
11/16" Dia.
Zinc Plated



NO. 15-938
Tapped 3/8 I.P.
7/8" Dia.
Zinc Plated



NO. 15-928
Tapped 1/8 I.P.
9/16" Dia. x 3/16"
Unfinished

SIZE OF SCREW STARTS UNDER THE HEAD

**8-32 THREAD
KNURLED HEAD
SOLID BRASS**



NO. 10-1126 - 1/4"
NO. 10-1124 - 3/8"
NO. 10-1127 - 1/2"
NO. 10-1125 - 3/4"
NO. 10-1119 - 1"
NO. 10-1120 - 1-1/4"
NO. 10-1121 - 1-1/2"

**BRASS
THUMB HEAD SCREW
3/8 DIA X 8-32 X 5/16"**
NO. 10-2104 - 8-32 Thread
Knurled Head Screw



**BRASS THUMB HEAD SCREW
NO. 10-080 - 8-32 x 3/8"**
Dia. of Head 1/2"

**FOR CANOPIES
8/32" THREAD STEEL
BRASS PLATED**

NO. 15-482 - 8-32 x 1/4" long



*NOTE: Tapped 1/8-I.P. nuts are
for table size lamps or 3/8" O.D.
pipe. 1/4 I.P. nuts are for 1/2"
O.D. pipe or floor lamp size*



BATTERY NUT BRASS

NO. 10-1078 - 8-32 x 21/64 Dia.
NO. 10-1060 - 6-32 x 3/8 Dia.
NO. 10-1061 - 8-32 x 27/64 Dia.
NO. 10-1062 - 10-24 x 31/64 Dia.
NO. 10-1063 - 10-32 x 31/64 Dia.
NO. 10-1064 - 1/4-20 x 5/8 Dia.



**STEEL
BRASS PLATED
FINIAL SCREW
NO. 15-046**
1/4-27 Thread



BRASS PLATED STEEL

NO. 15-1032 - 6-32 x 5/16 Dia.
NO. 15-1033 - 8-32 x 11/32 Dia.

MADE OF BRASS

NO. 15-1036 - 6-32 x 5/16 Dia.
NO. 15-1037 - 8-32 x 11/32 Dia.
NO. 15-1038 - 10-24 x 3/8 Dia.
NO. 15-1039 - 10-32 x 3/8 Dia.
NO. 15-1040 - 1/4-20 x 7/16 Dia.
NO. 15-1035 - 1/4-27 x 7/16 Dia.

**SLOTTED BRASS
BARREL NUT**



NO. 10-183
Tapped 8-32



**HEXAGON CAP NUT
SOLID BRASS**

NO. 10-1080 - 6-32 x 5/16 Dia.
NO. 10-1079 - 8-32 x 5/16 Dia.
NO. 10-1082 - 10-24 x 3/8 Dia.
NO. 10-1083 - 10-32 x 3/8 Dia.
NO. 10-1084 - 1/4-20 x 7/16 Dia.
NO. 10-1081 - 1/4-27 x 7/16 Dia.

PALNUTS



NO. 15-1041
Rust-Proof
Finish
1/8 I.P. Thread

STAMPED STEEL LOCKNUTS

MISCELLANEOUS HARDWARE

POPULAR STEEL WASHERS



LIGHT STEEL WASHER

NO. 19-1529 - 5/8" Dia.
Slip 1/8 I.P.S.
Brass Plated
NO. 19-0093 - 3/4" Dia.
Slip 1/8 I.P.S.
Brass Plated
NO. 19-3465 - 1" Dia.
Slip 1/8 I.P.S.
Brass Plated



STEEL WASHERS

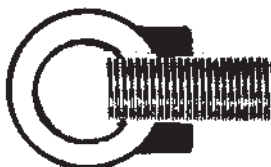
NO. 19-1500
1" Dia. Slip 1/8 I.P.S.
NO. 19-1501
1" Dia. Slip 1/4 I.P.S.
NO. 19-1503
1-1/4" Dia. Slip 1/8 I.P.S.
NO. 19-1504
1-1/4" Dia. Slip 1/4 I.P.S.
NO. 19-1506
1-1/2" Dia. Slip 1/8 I.P.S.
NO. 19-1507
1-1/2" Dia. Slip 1/4 I.P.S.
NO. 19-1511
2" Dia. Slip 1/8 I.P.S.
NO. 19-1512
2" Dia. Slip 1/4 I.P.S.
NO. 19-1515
2-1/2" Dia. Slip 1/8 I.P.S.
NO. 19-1516
2-1/2" Dia. Slip 1/4 I.P.S.
NO. 19-1519
3" Dia. Slip 1/8 I.P.S.
NO. 19-1520
3" Dia. Slip 1/4 I.P.S.
NO. 19-1518
4" Dia. Slip 1/8 I.P.S.

CONTOUR WASHER

Shown on 3/4" Stock



NO. 19-1156
Brass - Unfinished



LOCK-TIGHT WASHERS

Rust Proof Finish



NO. 19-1495
Slip 1/8 I.P.S.
NO. 19-1491
Slip 1/4 I.P.S.
NO. 19-1488
Slip 3/8 I.P.S.

LOCK-TIGHT



NO. 19-1496
Slip 1/8 I.P.S.
NO. 19-1497
Slip 1/4 I.P.S.



SPLIT TYPE LOCK WASHER

NO. 19-1540
Slip 1/8 I.P.S.
NO. 19-1543
Slip #10 Screw
NO. 19-1544
Slip #8 Screw
NO. 19-1545
Slip #6 Screw
NO. 19-1546
Slip 1/4" Screw

BRASS HEXAGON HEAD NIPPLE



1/2" Dia.
1/8 I.P.S.

Size starts under the head
NO. 10-695 - 1/8 IP x 5/16"
NO. 10-700 - 1/8 IP x 7/16"

BRASS EYELET BUSHING



NO. 10-041 - 8-32
NO. 10-057 - 6-32



STEEL HANGER BOLTS

NO. 15-1334 - 8-32 x 1"
NO. 15-1335 - 8-32 x 1-5/16"

RUBBER WASHERS



NO. 19-1533 - 5/8" Dia.
Slip 1/8 I.P.S.
NO. 19-1534 - 3/4" Dia.
Slip 1/8 I.P.S.
NO. 19-0092 - 1" Dia.
Slip 1/8 I.P.S.

FELT WASHER



NO. 19-1523
7/8" Dia. Slip 1/8 I.P.
White Felt

STEEL 6-32 ALL THREAD

NO. 18-672 - 6-32 x 1/2"
NO. 18-673 - 6-32 x 5/8"
NO. 18-675 - 6-32 x 7/8"
NO. 18-676 - 6-32 x 1"
NO. 18-685 - 6-32 x 1-1/4"
NO. 18-686 - 6-32 x 1-1/2"
NO. 18-687 - 6-32 x 1-3/4"
NO. 18-688 - 6-32 x 2"
NO. 18-661 - 6-32 x 24"

STEEL 8-32 ALL THREAD

NO. 18-667 - 8-32 x 1/2"
NO. 18-668 - 8-32 x 5/8"
NO. 18-669 - 8-32 x 3/4"
NO. 18-670 - 8-32 x 7/8"
NO. 18-671 - 8-32 x 1"
NO. 18-681 - 8-32 x 1-1/4"
NO. 18-682 - 8-32 x 1-1/2"
NO. 18-660 - 8-32 x 24"



STEEL 1/4-27" ALL THREAD

NO. 18-662 - 1/4-27 x 1/2"
NO. 18-663 - 1/4-27 x 5/8"
NO. 18-664 - 1/4-27 x 3/4"
NO. 18-665 - 1/4-27 x 7/8"
NO. 18-666 - 1/4-27 x 1"
NO. 18-678 - 1/4-27 x 1-1/2"
NO. 18-689 - 1/4-27 x 2-1/2"
NO. 18-690 - 1/4-27 x 4"
NO. 18-659 - 1/4-27 x 24"



STEEL 1/4-20" ALL THREAD

NO. 18-658 - 1/4-20 x 24"

STEEL CHECK RING

Brass Plated and Lacquered

SLIP 1/8 IP

SLIP 1/4 IP



| | |
|--------|---------------|
| 1/2" | 16-702 |
| 5/8" | 16-704 |
| 3/4" | 16-711 |
| 7/8" | 16-734 |
| 1" | 16-738 |
| 1-1/8" | 16-742 |
| 1-1/4" | 16-746 |
| 1-3/8" | 16-750 |
| 1-1/2" | 16-752 |
| 1-3/4" | 16-754 |
| 2" | 16-757 |

| | |
|--------|---------------|
| 5/8" | 16-706 |
| 3/4" | 16-713 |
| 7/8" | 16-736 |
| 1" | 16-740 |
| 1-1/8" | 16-744 |
| 1-1/4" | 16-748 |
| 1-3/8" | 16-751 |
| 1-1/2" | 16-753 |
| 1-3/4" | 16-755 |
| 2" | 16-759 |



BEADED CHECK RING

1-1/8" Seat x 1/8 I.P. Slip
Brass Plated and Lacquered

NO. 16-758



STEEL REDUCER

Reduces a 9/16" hole to a 7/16" hole

Brass Plated

NO. 16-760

*Note: 1/8 I.P. slip hole measures 7/16".
1/4 I.P. slip hole measures 9/16".*

SEATING RINGS

(from solid Brass Rod)



Slip 1/8 IP

| | | |
|-------------------|--------|-------------|
| NO. 10-169 | - Seat | 1/2" Dia. |
| NO. 10-170 | - Seat | 5/8" Dia. |
| NO. 10-171 | - Seat | 3/4" Dia. |
| NO. 10-172 | - Seat | 7/8" Dia. |
| NO. 10-173 | - Seat | 1" Dia. |
| NO. 10-174 | - Seat | 1-1/8" Dia. |
| NO. 10-175 | - Seat | 1-1/4" Dia. |
| NO. 10-176 | - Seat | 1-3/8" Dia. |
| NO. 10-177 | - Seat | 1-1/2" Dia. |
| NO. 10-178 | - Seat | 1-5/8" Dia. |
| NO. 10-179 | - Seat | 1-3/4" Dia. |
| NO. 10-180 | - Seat | 2" Dia. |
| NO. 10-181 | - Seat | 2-1/8" Dia. |



Slip 1/4 IP

| | | |
|-------------------|--------|-------------|
| NO. 10-070 | - Seat | 5/8" Dia. |
| NO. 10-071 | - Seat | 3/4" Dia. |
| NO. 10-072 | - Seat | 7/8" Dia. |
| NO. 10-073 | - Seat | 1" Dia. |
| NO. 10-074 | - Seat | 1-1/8" Dia. |
| NO. 10-075 | - Seat | 1-1/4" Dia. |
| NO. 10-076 | - Seat | 1-3/8" Dia. |
| NO. 10-077 | - Seat | 1-1/2" Dia. |
| NO. 10-078 | - Seat | 1-5/8" Dia. |
| NO. 10-079 | - Seat | 1-3/4" Dia. |
| NO. 10-082 | - Seat | 2" Dia. |
| NO. 10-083 | - Seat | 2-1/8" Dia. |

KNURLED THREADED TURNED BRASS RINGS



TAP 1/8 I.P.S.

| | | |
|--------------------|--------|-------------|
| NO. 10-4034 | - Seat | 5/8" Dia. |
| NO. 10-4027 | - Seat | 3/4" Dia. |
| NO. 10-4029 | - Seat | 7/8" Dia. |
| NO. 10-4030 | - Seat | 1" Dia. |
| NO. 10-4031 | - Seat | 1-1/8" Dia. |
| NO. 10-4032 | - Seat | 1-1/4" Dia. |
| NO. 10-4021 | - Seat | 1-1/2" Dia. |
| NO. 10-4036 | - Seat | 1-3/4" Dia. |
| NO. 10-4038 | - Seat | 2" Dia. |

TAP 1/4 I.P.S.

| | | |
|--------------------|--------|-------------|
| NO. 10-4005 | - Seat | 3/4" Dia. |
| NO. 10-4006 | - Seat | 7/8" Dia. |
| NO. 10-4009 | - Seat | 1" Dia. |
| NO. 10-4018 | - Seat | 1-1/4" Dia. |
| NO. 10-4019 | - Seat | 1-1/2" Dia. |
| NO. 10-4020 | - Seat | 1-3/4" Dia. |
| NO. 10-4022 | - Seat | 2" Dia. |

**CALL US
TOLL FREE
800-847-8342**

KNOBBS, CAPS AND FINIALS

ALL SHOWN ACTUAL SIZE



NO. 10-065
Tap 8-32
Unf. Brass



NO. 10-587
Tap 8-32
Unf. Brass



NO. 10-015
Tap 1/8 I.P.
Unf. Brass



NO. 10-215
Tap 1/8 I.P.
Unf. Brass



NO. 10-482
Tap 1/8 I.P.
Unf. Brass



NO. 10-030
Tap 1/8 I.P.
Unf. Brass



NO. 10-031
Thread 1/8 I.P.
Unf. Brass

NO. 10-415
Tap 1/4-27
Unf. Brass

NO. 10-039
Tap 1/4-27
Unf. Brass



NO. 10-584
Tap 1/4-20



NO. 10-607
Tap 1/8 I.P.
Unf. Brass



NO. 10-1106
Tap 1/8 I.P.
Unf. Brass



NO. 10-1130
Tap 1/8 IP
Unf. Brass



NO. 10-543
Tap 1/4-27
Unf. Brass



NO. 10-1137
Tap 1/8 I.P.
Unf. Brass



NO. 10-545
Tap 1/4-27
Unf. Brass


NO. 10-585
Tap 1/4-27

NO. 10-544
Tap 1/8 I.P.
Unf. Brass

BRASS CAP



NO. 10-195
Tap 1/4-27
Unf. Brass



NO. 10-197
Tap 1/4 I.P.
Unf. Brass



NO. 10-998
3/4" Dia. x 3/8"
Tapped 1/8 I.P.



NO. 10-1000
1" Dia. x 3/8"
Tapped 1/8 I.P.



NO. 10-116
Tap 1/8 I.P.
Unf. Brass

NO. 10-196
Tap 1/8 I.P.
Unf. Brass

NO. 10-198
Tap 3/8 I.P.
Unf. Brass

NO. 10-999
3/4" Dia. x 3/8"
Tapped 1/4-20

NO. 10-1001
1" Dia. x 3/8"
Tapped 1/4-20

NO. 10-115
Tap 1/8 I.P.
Unf. Brass

NO. 10-1016
Tap 1/4-27

NO. 10-1017
Tap 8-32



NO. 10-790
Tap 1/8 I.P.
Unf. Brass



NO. 10-785
Tap 1/4-27
Unf. Brass



NO. 10-422
Tap 8-32
Unf. Brass



NO. 10-9402
Tap 1/8 I.P.



NO. 10-547
Tap 1/4-27
Unf. Brass



NO. 10-548
Tap 1/4-27
Unf. Brass



NO. 10-5060
Tap 1/8 I.P.S.
Unf. Brass

NO. 10-786
Tap 1/8 I.P.
Unf. Brass

NO. 10-423
Tap 1/8 I.P.
Unf. Brass

NO. 10-424
Tap 1/4-27
Unf. Brass



NO. 10-002
Slip 1/4-27
Unf. Brass



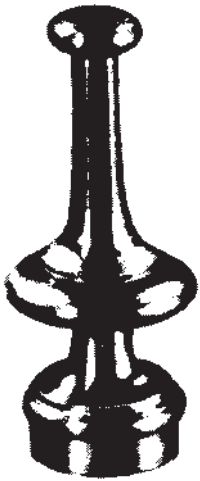
NO. 10-001
Slip 1/4-27
Unf. Brass

NO. 10-549
Tap 1/4-27
Pol. Brass

NO. 10-550
Tap 1/4-27
Satin Brass

FINIALS

ALL SHOWN ACTUAL SIZE



NO. 10-552 Tap 1/8 I.P.
Unf. Brass

NO. 10-553 Tap 1/8 I.P.
Pol. Brass

NO. 10-554 Tap 1/4-27
Unf. Brass

NO. 10-555 Tap 1/4-27
Pol. Brass



NO. 10-520 Tap 1/4-27
Unfinished Brass



NO. 10-534 Tap 1/4-27
Unfinished Brass

NO. 10-535 Tap 1/8 I.P.
Unfinished Brass



NO. 10-500 Tap 1/4-27
Unfinished Brass

NO. 10-501 Tap 1/4-27
Polished Brass

NO. 10-502 Tap 1/4-27
Satin Brass

NO. 10-503 Tap 1/8 I.P.
Unfinished Brass

NO. 10-504 Tap 1/8 I.P.
Polished Brass

NO. 10-506 Tap 1/8 I.P.
Satin Brass



NO. 10-522 Tap 1/4-27
Unfinished Brass



NO. 10-541 Tap 1/4-27
Unf. Brass

NO. 10-542 Tap 1/8 I.P.
Unf. Brass



NO. 10-185 Tap 1/8 I.P.



NO. 10-512 Tap 1/4-27
Unfinished Brass

NO. 10-513 Tap 1/4-27
Polished Brass

NO. 10-514 Tap 1/4-27
Satin Brass

NO. 10-516 Tap 1/8 I.P.
Unfinished Brass

NO. 10-517 Tap 1/8 I.P.
Polished Brass

NO. 10-518 Tap 1/8 I.P.
Satin Brass



NO. 10-508 Tap 1/8 I.P.
Unfinished Brass

NO. 10-509 Tap 1/8 I.P.
Polished Brass

NO. 10-510 Tap 1/8 I.P.
Satin Brass



NO. 10-530 Tap 1/4-27
Unfinished Brass

NO. 10-531 Tap 1/4-27
Burnished & Lacquered



NO. 10-527 Tap 1/4-27
Unfinished Brass

NO. 10-528 Tap 1/4-27
Burnished & Lacquered



NO. 10-524 Tap 1/4-27
Unfinished Brass

NO. 10-525 Tap 1/4-27
Burnished & Lacquered

NO. 10-526 Tap 8-32
Unfinished Brass



NO. B-1058 Tap 1/4-27
Unf. Brass

NO. B-1060 Tap 1/8 IP
Unf. Brass

SOLID BRASS FINIALS

FINIALS ARE LARGER THAN THEY APPEAR



NO. B-1092
3/4" Dia. x 2-7/16"
Tap 1/4-27

NO. B-6081
Tap 1/8 I.P.



NO. B-1015
1 3/16" Dia. x 1-1/2"
Tap 1/4-27



NO. B-1016
1" Dia. x 2-1/2"
Tap 1/8 I.P.



NO. B-1094
1 3/16" Dia. x 2-3/8"
Tap 1/4-27

NO. B-1101
Tap 1/8 I.P.



NO. B-1025
1" Dia. x 3"
Tap 1/4-27

NO. B-1087
Tap 1/8 I.P.



NO. B-1089
5/8" Dia. x 2-1/8"
Tap 1/4-27



NO. B-6085
1 5/16" Dia. x 2-5/16"
Tap 1/4-27

NO. B-1084
Tap 1/8 I.P.



NO. B-1076
1" Dia. x 1-13/16"
Tap 1/4-27



NO. B-1080
7/8" Dia. x 2-1/2"
Tap 1/4-27

NO. B-1049
Tap 1/8 I.P.



NO. B-1093
1 1/16" Dia. x 1-15/16"
Tap 1/4-27



NO. B-1083
1-1/8" Dia. x 1-3/8"
Tap 1/8 I.P.



NO. B-1086
7/8" Dia. x 3-3/8"
Tap 1/4-27



NO. B-1095
3/4" Dia. x 1-7/16"
Tap 1/4-27

NO. B-1096
Tap 1/8 I.P.




NO. B-1088
1" Dia. x 1-13/16"
Tap 1/4-27

NO. B-1105
Tap 1/8 I.P.

SOLID BRASS KNOBS OR FINIALS


ALL ILLUSTRATIONS ACTUAL SIZE



2" BALL FINIAL

NO. 10-569
Tap 1/8 I.P.
Unf. Brass

NO. 10-570
Tap 1/8 I.P.
Pol. Brass



1-3/4" BALL FINIAL

NO. 10-567
Tap 1/8 I.P.
Unf. Brass

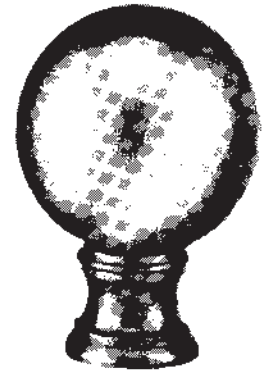
NO. 10-568
Tap 1/8 I.P.
Pol. Brass



1-1/2" BALL FINIAL

NO. 10-557
Tap 1/8 I.P.
Unf. Brass

NO. 10-558
Tap 1/8 I.P.
Pol. Brass



1-1/4" BALL FINIAL

NO. 10-574
Tap 1/8 I.P.
Unf. Brass


NO. 10-573
Tap 1/8 I.P.
Pol. Brass



1-3/16" BALL FINIAL

NO. 10-559
Tap 1/8 I.P.
Unf. Brass

NO. 10-560
Tap 1/8 I.P.
Pol. Brass



1" BALL FINIAL

NO. 10-561
Tap 1/8 I.P.
Unf. Brass

NO. 10-562
Tap 1/8 I.P.
Pol. Brass



7/8" BALL FINIAL

NO. 10-563
Tap 1/8 I.P.
Unf. Brass

NO. 10-564
Tap 1/8 I.P.
Pol. Brass



3/4" BALL FINIAL

NO. 10-565
Tap 1/8 I.P.
Unf. Brass

NO. 10-566
Tap 1/8 I.P.
Pol. Brass



PULL CHAIN BALL

NO. 10-973
5/8" Diameter

KNOBBS WITH CHAIN HOLES



NO. 10-580

Tap 1/8 I.P. - Unf. Brass



NO. 10-581

Tap 1/8 I.P.
Unf. Brass



CROSS DRILLED KNOB

NO. 10-582

Tap 1/8 I.P.
Unf. Brass

SOLID BRASS SPINDLES

SHOWN ACTUAL SIZE



NO. 10-290
5/8" Dia. x 2-11/16"
Tap 1/8 I.P.
Unf. Brass

NO. 10-291
Tap 1/8 I.P.
Polished Brass

NO. 10-292
Tap 1/8 I.P.
Satin Brass



NO. 10-830
7/8" Dia. x 2"
Slip 1/8 I.P.
Unf. Brass

NO. 10-831
Slip 1/8 I.P.
Polished Brass

NO. 10-832
Slip 1/8 I.P.
Satin Brass

NO. 10-834
Tap 1/8 I.P.
Unf. Brass

NO. 10-835
Tap 1/8 I.P.
Polished Brass

NO. 10-836
Tap 1/8 I.P.
Satin Brass



NO. 10-1196
1 1/16" Dia. x 1-3/8"
Slip 1/8 I.P.
Unf. Brass

NO. 10-1197
Slip 1/8 I.P.
Polished Brass

NO. 10-1198
Slip 1/8 I.P.
Satin Brass



NO. 10-824
3/4" Dia. x 4-1/8"
Tap 1/8 I.P.
Unf. Brass

NO. 10-825
Tap 1/8 I.P.
Polished Brass

NO. 10-826
Tap 1/8 I.P.
Satin Brass



NO. 10-860
1-1/8" Dia. x 3/4"
Slip 1/8 I.P. - Unf. Brass

NO. 10-862
Slip 1/8 I.P. Pol. Brass



NO. 10-842
15/16" Dia. x 1-1/2"
Slip 1/8 I.P.
Unf. Brass

NO. 10-843
Slip 1/8 I.P.
Polished Brass

NO. 10-844
Slip 1/8 I.P.
Satin Brass



NO. 10-840
Tap 1/8 I.P. - Unf. Brass

NO. 10-845
Slip 1/8 I.P. - Unf. Brass



NO. 10-1180
15/16" Dia. x 3-11/16"
Slip 1/8 I.P. - Unf. Brass

NO. 10-1181
Slip 1/8 I.P. Polished Brass

NO. 10-1182
Slip 1/8 I.P. - Satin Brass



NO. 10-1183
3/4" Dia. x 3"
Slip 1/8 I.P. - Unf. Brass

NO. 10-1184
Slip 1/8 I.P. Polished Brass

NO. 10-1185
Slip 1/8 I.P. - Satin Brass




NO. 10-9404
7/8" Dia. x 27/32"
Tap 1/8 I.P.
Unf. Brass

NO. 10-9406
Slip 1/8 I.P.
Unf. Brass



NO. 10-846
5/8" Dia. x 2-3/16"
Tap 1/8 I.P.
Unf. Brass



NO. 10-848
1-1/8" Dia. x 3-11/16"
Unf. Brass
Slip 1/8 I.P.

NECKS

ALL SHOWN ACTUAL SIZE



NO. 10-035
11/16" Dia. x 7/16"
Tap 1/8 I.P.

NO. 10-036
Slip 1/8 I.P.




NO. 10-022
3/4" Dia. x 17/32"
Tap 1/8 I.P.

NO. 10-2192
Slip 1/8 I.P.




NO. 10-1012
11/16" Dia. x 7/16"
Tap 1/8 I.P.



NO. 10-840
Tap 1/8 I.P. - Unf. Brass

NO. 10-845
Slip 1/8 I.P. - Unf. Brass



NO. 10-283
7/8" Dia. x 1-1/4"
Tap 1/8" I.P.

NO. 10-284
Slip 1/8" I.P.



NO. 10-288
13/16" Dia. x 7/8"
Tap 1/8 I.P.

NO. 10-289
Slip 1/8 I.P.



NO. 10-308
5/8" Dia. x 1-1/2"
Tap 1/8 I.P. - Unf. Brass

NO. 10-309
Tap 1/8 I.P. - Polished Brass

NO. 10-310
Tap 1/8 I.P. - Satin Brass



NO. 10-300
11/16" Dia. x 1"
Slip 1/8 I.P.



Height 3/4"
Diameter 1-1/4"

NO. 10-1160
Slip 1/8 I.P.

NO. 10-1161
Slip 1/4 I.P.

NO. 10-1139
Slip 1/8 I.P.
Bottom Seats
1" Dia. Tube

NO. 10-1140
Slip 1/4 I.P.
Bottom Seats
1" Dia. Tube

NO. 10-1142
Tap 1/4 I.P.
Bottom Seats
1" Dia. Tube



Height 7/8"
Diameter 1-1/4"

NO. 10-1150
Slip 1/8 I.P.
Bottom Seats
1" Dia. Tube

NO. 10-1152
Slip 1/4 I.P.
Bottom Seats
1" Dia. Tube



Slip 1/8 I.P.

NO. 10-462
1" Dia. x 17/32"
Seats 7/8" Tube

NO. 10-463
1-1/8" Dia. x 17/32"
Seats 1" Tube



NO. 10-405
15/16" Dia. x 5/8"
Slip 1/4 I.P.

NO. 10-408
Slip 1/8 I.P.

NO. 10-414
Tap 1/4 I.P.

NO. 10-418
Tap 1/8 I.P.

NO. 10-448
Tap 1/4 I.P. x 1/8 I.P.



NO. 10-860
1-1/8" Dia. x 3/4"
Slip 1/8 I.P. - Unf. Brass

NO. 10-862
Slip 1/8 I.P. - Pol. Brass



NO. 10-1055
7/8" Dia. x 15/16"
Thread 1/8 I.P.
x Tap 1/8 I.P.

NO. 10-1056
Thread 1/8 I.P.
x Tap 1/4 I.P.

Concave bottom necks allow for proper seating against curved surface of balls or breaks.




NO. 10-225 - Slip 1/8 I.P.
1-3/8" Dia. x 1-1/4" Dia.




NO. 10-224 - Slip 1/8 I.P.
1-3/8" Dia. x 13/16" Dia.


METOMIC CORPORATION



NO. 10-1341
2" Diameter
Tap 1/8 I.P.



NO. 10-1339
1-3/4" Diameter
Tap 1/8 I.P.



1-1/2" Diameter

NO. 10-1335

Slip 1/8 I.P. thru

NO. 10-1336 - Tap 1/4-27

NO. 10-1337 - Tap 1/8 I.P.

NO. 10-1338 - Tap 1/4 I.P.




1-3/16" Diameter

NO. 10-730 - Tap 1/8 I.P.

NO. 10-821 - Tap 1/4-27

NO. 10-731

Slip 1/8 I.P. thru



1" Diameter

NO. 10-1342 - Tap 6-32

NO. 10-1343 - Tap 8-32

NO. 10-1344 - Tap 1/4-20

NO. 10-1345 - Tap 1/4-27

NO. 10-1346 - Tap 1/8 I.P.


NO. 10-1347 - Tap 1/4 I.P.

NO. 10-1348

Tap 1/8 I.P. thru

NO. 10-1349

Slip 1/8 I.P. thru



1-1/4" Diameter

NO. 10-727 - Tap 1/4-27

NO. 10-728 - Tap 1/8 I.P.

NO. 10-729 - Tap 1/4 I.P.



9/16" Diameter

NO. 10-957 - Tap 1/4-27

NO. 10-958 - Tap 1/8 I.P.

NO. 10-975 - Tap 8-32



7/8" Diameter

NO. 10-717 - Tap 8-32

NO. 10-719 - Tap 1/4-27

NO. 10-720 - Tap 1/8 I.P.

NO. 10-723 - Tap 1/4 I.P.



1/2" Diameter

NO. 10-1354 - Tap 4-36


NO. 10-1355 - Tap 6-32

NO. 10-1356 - Tap 8-32

NO. 10-1357 - Tap 1/4-27

NO. 10-1358 - Tap 1/4-20

NO. 10-1359 - Tap 1/8 I.P.



3/4" Diameter

NO. 10-976 - Tap 1/8 I.P.

NO. 10-978 - Tap 8-32

NO. 10-979 - Tap 1/4-27

NO. 10-982 - Tap 1/4-20

NO. 10-983 - Tap 1/4 I.P.



5/8" Diameter

NO. 10-969 - Tap 4-36

NO. 10-970 - Tap 6-32

NO. 10-971 - Tap 8-32

NO. 10-974 - Tap 10-24

NO. 10-977 - Tap 1/4-27

NO. 10-972 - Tap 1/8 I.P.




3/8" Diameter

NO. 10-950 - Tap 8-32

NO. 10-956 - Tap 6-32


NO. 10-946 - Tap 8-32 N.P.

HALF ROUND BRASS BALLS



2" Diameter

No. 10-9206 - 1/8 I.P.



1-3/4" Diameter

No. 10-9205 - 1/8 I.P.



1-1/2" Diameter

No. 10-9204 - 1/8 I.P.



1-1/4" Diameter

NO. 10-9202
1/8 I.P.



1" Diameter

No. 10-9134 - 8-32
No. 10-9136 - 1/4-20
No. 10-9200 - 1/8 I.P.



3/4" Diameter

No. 10-9130 - 8-32
No. 10-9132 - 1/4-20
No. 10-9128 - 1/8 I.P.



5/8" Diameter

No. 10-9126 - 8-32
No. 10-9124 - 1/8 I.P.



1/2" Diameter

No. 10-9122 - 8-32

COUPLINGS



No. 10-020
Tap 1/8 I.P.



3/4" Long x 3/4" O.D.
No. 10-8974
Tap 1/8 I.P.



No. 10-144
Tap 1/4 I.P.
No. 10-148
Tap 1/4 I.P. x 1/8 I.P.
No. 10-188
Tap 1/8 I.P.



No. 10-1095
Tap 1/8 I.P.



No. 10-1096
Tap 1/4 I.P.




No. 10-126
1/8 IP x 7/8" x 15/32" Dia.



No. 10-219
1/8 IP x 5/8" x 15/32" Dia.



HEAVY COUPLING
No. 10-130
1/8 IP x 9/16"
x 9/16" Dia.



No. 10-402
Tap 3/8 I.P.
x 1/8 I.P.

ARM BACKS ARM ENDS NOZZLES



**45 DEGREE
SMALL ANGLE
NOZZLE**
NO. 10-645
1/8 F. x 1/8 M.



ELBOW
NO. 10-606
5/8" Dia. Ball Head
Bottom and one side
Tapped 1/8 IP



**90 DEGREE
SMALL ANGLE
NOZZLE**
NO. 10-690
1/8 F. x 1/8 M.



TEE
NO. 10-602
1/8 IP M x 1/8 IP F x
1/8 IP F



TEE
NO. 10-605
5/8" Dia. Ball Head
Bottom and two sides
Tapped 1/8 IP



TEE
NO. 10-608
5/8" Dia. Ball Head
Bottom Tapped 1/8 IP
Two sides to slip 1/8 IP



NO. 10-607
5/8" Dia. Ball Head
No side holes
Bottom Tapped 1/8 IP



NOZZLE
NO. 10-016
1/8 IP M x 1/8 IP F



REDUCING NOZZLE
NO. 10-1648
1/4 IP F x 1/8 IP M



REDUCING NOZZLE
NO. 10-1075
3/8 IP F x 1/8 IP M

ARM BACK

3/4" Long x 3/4" O.D.



- NO. 10-8970**
- NO. 10-8972**
- NO. 10-8974**
- NO. 10-8976**
- NO. 10-8978**
- NO. 10-8980**
- NO. 10-8982**
- NO. 10-8984**
- NO. 10-8986**

TOP

- 1/8 I.P.S.
- 1/8 I.P.S.
- 1/8 I.P.S.
- 1/8 I.P.S.
- 1/8 I.P.S.
- 1/4 I.P.S.
- 1/4 I.P.S.
- 1/4 I.P.S.
- 1/4 I.P.S.

BOTTOM

- Blind
- Blind
- 1/8 I.P.S.
- 1/8 I.P.S.
- 1/4 I.P.S.
- Blind
- Blind
- 1/4 I.P.S.
- 1/4 I.P.S.

SIDE HOLE

- None
- 1/8 I.P.S.
- None
- 1/8 I.P.S.
- 1/8 I.P.S.
- None
- 1/8 I.P.S.
- None
- 1/8 I.P.S.



9/16" ARM BACK
NO. 10-1101
1/8 IP F x 1/8 IP F

ARM BACK

7/8" Long x 7/8" O.D.



- NO. 10-8989**
- NO. 10-8990**
- NO. 10-8992**
- NO. 10-8994**
- NO. 10-8996**
- NO. 10-8998**
- NO. 10-8999**

TOP

- 1/8 I.P.S.
- 1/8 I.P.S.
- 1/8 I.P.S.
- 1/8 I.P.S.
- 1/4 I.P.S.
- 1/4 I.P.S.
- 1/4 I.P.S.

BOTTOM

- 1/8 I.P.S.
- Blind
- 1/8 I.P.S.
- 1/4 I.P.S.
- Blind
- 1/4 I.P.S.
- 1/4 I.P.S.

SIDE HOLE

- None
- 1/4 I.P.S.
- 1/4 I.P.S.
- 1/4 I.P.S.
- 1/4 I.P.S.
- None



9/16" ARM BACK
NO. 10-505
1/8 IP F x 1/8 IP F

7/8" ARM BACK



- NO. 10-8930**
- NO. 10-8932**
- NO. 10-8934**
- NO. 10-8936**
- NO. 10-8938**
- NO. 10-8939**
- NO. 10-8937**
- NO. 10-8940**

- 1/8 I.P. Bottom - No Side Holes
- 1/8 I.P. Bottom - 1/8 I.P. x 1/8 I.P. Side Holes
- 1/8 I.P. Bottom - One 1/8 I.P. Side Hole
- 1/8 I.P. Bottom - One 1/4 I.P. Side Hole
- 1/4 I.P. Bottom - No Side Holes
- 1/4 I.P. Bottom - 1/8 I.P. Side Hole
- 1/4 I.P. Bottom - 1/4 I.P. Side Hole
- 1/4 I.P. Bottom - 1/8 I.P. x 1/8 I.P. Side Holes



ARM BACK
NO. 10-1097
11/16" Dia. x 29/32" Lg.
1/8 IPTop x 1/8 IP Bottom
One 1/8 IP Side Hole



ARM BACK
NO. 10-1098
11/16" Dia. x 29/32" Lg.
1/8 IPTop x 1/8 IP Bottom
Two 1/8 IP Side Holes

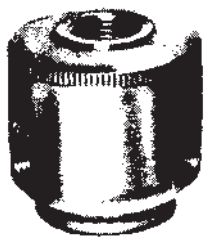


ARM BACK
NO. 10-1099
11/16" Dia. x 29/32" Lg.
1/8 IPTop x 1/8 IP Bottom
One 1/4 IP Side Hole



ARM BACK
NO. 10-603
5/8" Dia. x 3/4" Lg.
1/8 IP Top x 1/8 IP Bottom
One 1/8 IP Side Hole

BRASS TWO-PIECE CLUSTER BODIES



Height: 1-1/8" - 1-1/8" O.D.

No. 10-100 - No Side Holes
1/8 IP Top x 1/8 IP Bottom

No. 10-101 - One 1/8 IP Side Hole
1/8 IP Top x 1/8 IP Bottom

No. 10-102 - Two 1/8 IP Side Holes
1/8 IP Top x 1/8 IP Bottom

No. 10-103 - Three 1/8 IP Side Holes
1/8 IP Top x 1/8 IP Bottom

No. 10-104 - Four 1/8 IP Side Holes
1/8 IP Top x 1/8 IP Bottom


No. 10-106 - No Side Hole
1/8 IP Top x 1/4 IP Bottom

No. 10-107 - One 1/8 IP Side Hole
1/8 IP Top x 1/4 IP Bottom

No. 10-108 - Two 1/8 IP Side Holes
1/8 IP Top x 1/4 IP Bottom

No. 10-109 - Three 1/8 IP Side Holes
1/8 IP Top x 1/4 IP Bottom

No. 10-110 - Four 1/8 IP Side Holes
1/8 IP Top x 1/4 IP Bottom



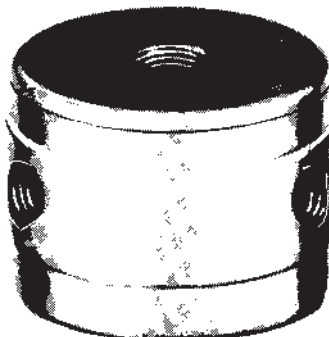
Height: 1-11/32" - 1-1/2" O.D.
1/8 IP Top x 1/4 IP Bottom

No. 10-390
No Side Holes

No. 10-392
Two 1/8 IP Side Holes

No. 10-393
Three 1/8 IP Side Holes

No. 10-394
Four 1/8 IP Side Holes



Height: 1-11/32" - 1-3/4" O.D.
1/8 IP Top x 1/4 IP Bottom

No. 10-8000
No Side Holes

No. 10-8004
Two 1/8 IP Side Holes

No. 10-8006
Three 1/8 IP Side Holes

No. 10-8008
Four 1/8 IP Side Holes

REDUCERS



No. 10-1110
1/8 IP Male x 4-36

No. 10-085
1/8 IP Male x 8-32

No. 10-086
1/8 IP Male x 10-24

No. 10-1093
1/8 IP Male x 1/4-20

No. 10-084
1/8 IP Male x 1/4-27

No. 10-187
1/8 IP Male x 5/16-18

No. 10-190
1/8 IP Male x 5/16-24

No. 10-191
1/8 IP Male x 5/16-27



No. 10-047
1/4 I.P. Male x 1/4-20

No. 10-048
1/4 I.P. Male x 1/8 IP



No. 10-038
3/8 IP Male x 1/8 IP

No. 10-034
3/8 IP Male x 1/4 IP

No. 10-042
1/2 IP Male x 1/8 IP

No. 10-043
1/2 IP Male x 1/4 IP

No. 10-044
1/2 IP Male x 3/8 IP



No. 10-457
1/8 IP to 1/4-27



No. 10-052
1/8 IP Male x 8-32

No. 10-053
1/8 IP Male x 1/4-27

No. 10-1109
1/8 IP Male x 1/4-20



No. 10-617
Tapped 1/4-27



No. 10-097
1/8 IP Male



No. 10-027
1/8 IP Male



No. 10-297
1/4 IP Male

BRASS CORD INLET BUSHINGS



No. 10-049
1/4 IP Male x 1/8 IP
7/16" Long



No. 10-050
1/4 IP Male x 1/8 IP



No. 10-701
Tapped 1/8 IP



No. 10-060
3/8 IP Male x 1/8 IP

No. 10-063
3/8 IP Male x 1/4 IP

TURNED BRASS CANDLE CUP



7/8" ID
1-3/8" Dia. x 1-1/8" High
Tapped 1/8 I.P.

NO. 10-9800

Unf. Brass

NO. 10-9802

Pol. Brass

GALLERY POST



1-3/8" High
Sideholes to slip 3/16" rod

Available with blank bottom for
gluing or tapped 8-32


NO. 10-430 Center Post
1 Hole thru (as shown)
Bottom Tap 8-32

NO. 10-431 End Post
1 Blind Hole
Bottom Tap 8-32

NO. 10-432 Corner Post
2 Holes at 90 degrees
Bottom Tap 8-32

NO. 10-433 Center Post
1 Hole thru (as shown)
Blank bottom for gluing

NO. 10-435 Corner Post
2 Holes at 90 degrees
Blank bottom for gluing




7/8" ID
1-3/16" Dia. x 1" High
Tapped 1/8 I.P.

NO. 10-5078

Pol. Brass

NO. 10-5079

Unf. Brass



BRASS ARM - 4" Wide
Tapped 1/8 x 1/8 IP

NO. 24-3004

Polished

3/8" O.D. Rope Tube

NO. 24-3006

Unfinished

3/8" O.D. Rope Tube



BRASS ARM
4-1/4" Wide x 5" Tall
Tapped 1/8 x 1/8 I.P.

NO. 24-3008

Polished

NO. 24-3010

Unfinished




.765 ID
1" Dia. x 1-11/16" High
Tapped 1/8 I.P.

NO. 10-5082

Unf. Brass

NO. 10-5084

Pol. Brass



"BRIDGE LAMP ARM"
Overall Length 12"
3/8" O.D. Brass Tube

NO. 24-3020

Polished

NO. 24-3022

Unfinished

BRASS SWING ARM BODIES AND SWIVELS



NO. 10-5002
 7/8" Dia. x 1-13/16" High
 Tapped 1/4 I.P.
 Top & Bottom
 No Side Holes

WITH INTERNAL
 ROTATING STOP



NO. 10-5006
 7/8" Dia. x 2-7/8" High
 Tapped 1/4 I.P.
 Top & Bottom
 Center Sidehole
 Tapped 1/4 I.P.
 Two End Side Holes
 Tapped 1/8 I.P.

NO. 10-5008
 7/8" Dia. x 2-3/8" High
 Hole dimensions same
 as Part No. 10-5006

NOTE:
 FOR "WALL" UNITS
 NO STOPS IN
 CENTER BODY



NO. 10-5010
 7/8" Dia. x 1-9/16" High
 Tapped 1/4 I.P.
 Top & Bottom
 One 1/4 I.P. Side Hole

WITH INTERNAL
 ROTATING STOP

SLOTTED MALE PLUGS



NO. 10-9999
 1/4 I.P. Plug



NO. 10-9810
 1/8 I.P. Plug



NO. 10-5000
 7/8" Dia. x 1-13/16" High
 Tapped 1/4 I.P.
 Top & Bottom
 Two 1/4 I.P. Side Holes

WITH INTERNAL
 ROTATING STOP

HANG-STRAIT SWIVEL MADE OF BRASS



Large (with Stop)
 Ring Nut to seat 1-1/16"
NO. 10-9030
 Tap 3/8 I.P. x 3/8 I.P. - Brass



**SWIVEL
 NO STOP**
 1/8-F x 1/8-M
NO. 10-033



**SWIVEL
 NO STOP**
 1/8-F x 1/8-F
NO. 10-014



**SWIVEL
 NO STOP**
 1/8-M x 1/8-F
NO. 10-089
WITH STOP
NO. 10-1501



**PICTURE LIGHT SWIVEL
 WITH STOP**
 1/8-F x 1/8-M
NO. 10-801



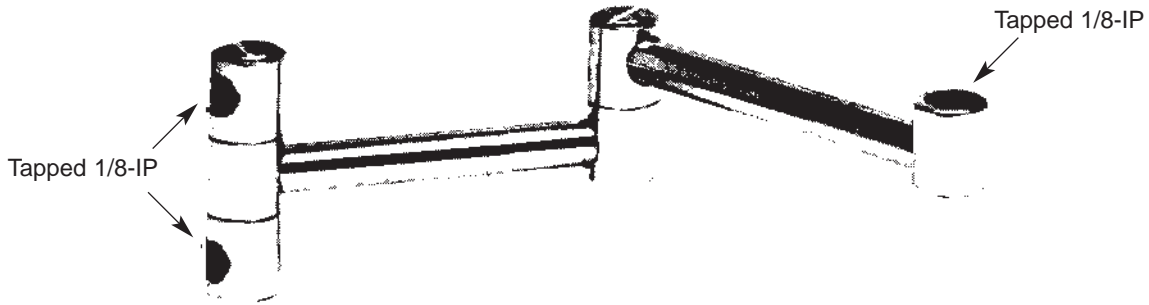
**SWIVEL
 NO STOP**
 Adjustable
 Unfinished
 1/8-M x 1/8-F
NO. 10-012

NOTE: All swivels are burnish and lacquered except 10-012 and 10-9030


SWING ARMS

MADE OF BRASS


*** ALL HOLES ARE TAPPED 1/4-IP UNLESS NOTED ***
 Swing bodies and arm ends are 7/8" Dia. Tubing is 1/2" Dia.



11-1/4" Overall Length
NO. 10-5040 Unfinished Brass
NO. 10-5042 Polished Brass



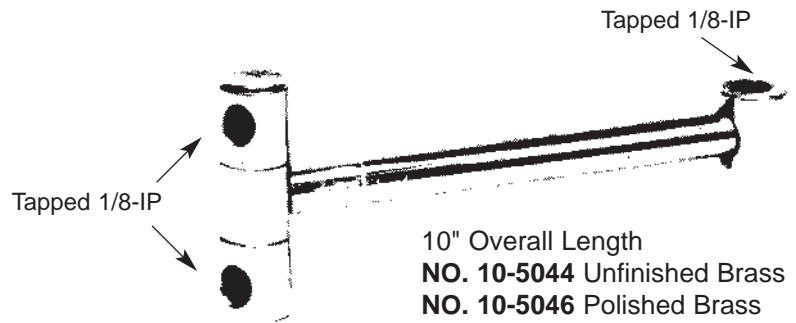
11-1/4" Overall Length
NO. 10-5048 Unfinished Brass
NO. 10-5050 Polished Brass




11-1/2" Overall Length
NO. 10-5012 Unfinished
NO. 10-5014 Polished

14-1/4" Overall Length
NO. 10-5026 Unfinished
NO. 10-5028 Polished

WITH INTERNAL
 ROTATING STOP



10" Overall Length
NO. 10-5044 Unfinished Brass
NO. 10-5046 Polished Brass



11-1/2" Overall Length
NO. 10-5018 Unfinished
NO. 10-5020 Polished

14-1/4" Overall Length
NO. 10-5030 Unfinished
NO. 10-5032 Polished

WITH INTERNAL
 ROTATING STOP

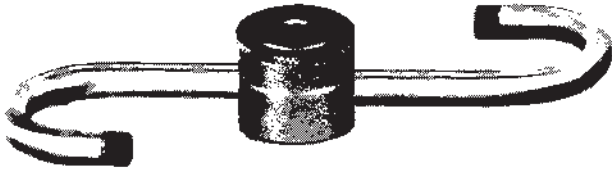
SLOTTED MALE PLUGS



NO. 10-9999
 1/4 I.P. Plug



NO. 10-9810
 1/8 I.P. Plug




3/8" Dia. Tube on 1-1/2" Cluster Body
Body Tapped 1/8 I.P. - Top x 1/4 I.P. Bottom

5-1/2" Arm Spread

NO. 24-3031 - Unf. Brass
NO. 24-3032 - Pol. Brass

8-1/2" Arm Spread

NO. 24-3036 - Unf. Brass
NO. 24-3038 - Pol. Brass


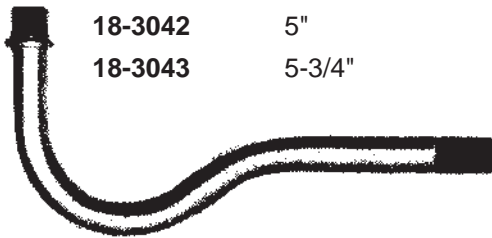


3/8" Dia. Arms on 1-1/8" Cluster Body
Body Tapped 1/8 I.P. - Top x 1/4 I.P. Bottom
8" Arm Spread

NO. 24-4963 - Unf. Brass
NO. 24-4964 - Pol. Brass

Brass Plated and Lacquered
STEEL PIN-UP ARM


| Part No. | Length |
|----------|--------|
| 18-3040 | 3-1/2" |
| 18-3041 | 4" |
| 18-3042 | 5" |
| 18-3043 | 5-3/4" |



"S"-ARMS

Custom made to customer's specifications.
Please supply drawing or sample for pricing.
BRASS TUBING ONLY
MINIMUM QUANTITIES APPLY

FIGURINE BENDS
STEEL - BRASS PLATED



FIGURINE ARMS
STEEL - BRASS PLATED

- PART NO. 18-010 - 10"
- PART NO. 18-011 - 11"
- PART NO. 18-012 - 12"
- PART NO. 18-013 - 13"
- PART NO. 18-014 - 14"
- PART NO. 18-015 - 15"
- PART NO. 18-016 - 16"
- PART NO. 18-017 - 17"
- PART NO. 18-018 - 18"

Allow 3" for Bend.
Example: For a 9" figure,
order the 12" pipe.

FIGURINE ARMS
SOLID BRASS
BRUSH BRASS FINISH
AND LACQUERED



- PART NO. 17-006 - 6"
- PART NO. 17-007 - 7"
- PART NO. 17-008 - 8"
- PART NO. 17-009 - 9"
- PART NO. 17-010 - 10"
- PART NO. 17-011 - 11"
- PART NO. 17-012 - 12"
- PART NO. 17-013 - 13"
- PART NO. 17-014 - 14"
- PART NO. 17-015 - 15"
- PART NO. 17-016 - 16"
- PART NO. 17-017 - 17"
- PART NO. 17-018 - 18"
- PART NO. 17-019 - 19"
- PART NO. 17-020 - 20"
- PART NO. 17-021 - 21"
- PART NO. 17-022 - 22"
- PART NO. 17-023 - 23"
- PART NO. 17-024 - 24"

Allow 3" for Bend.
Example: For a 9" figure,
order the 12" pipe.

PLAIN BRASS TUBING

| | | |
|-------------------------------------|-------------------|------------|
| NO. 17-203 | 3/8" Dia. x 36" | Unfinished |
| NO. 17-204 | 3/8" Dia. x 36" | Satin |
| NO. 17-205 | 3/8" Dia. x 36" | Polished |
| NO. 17-209 | 1/2" Dia. x 36" | Unfinished |
| NO. 17-210 | 1/2" Dia. x 36" | Satin |
| NO. 17-211 | 1/2" Dia. x 36" | Polished |
| NO. 17-242 | 1/2" Dia. x 36" | Unfinished |
| Heavy Wall – can be tapped 1/8 I.P. | | |
| NO. 17-215 | 3/4" Dia. x 36" | Unfinished |
| NO. 17-216 | 3/4" Dia. x 36" | Satin |
| NO. 17-217 | 3/4" Dia. x 36" | Polished |
| NO. 17-221 | 1" Dia. x 36" | Unfinished |
| NO. 17-222 | 1" Dia. x 36" | Satin |
| NO. 17-223 | 1" Dia. x 36" | Polished |
| NO. 17-227 | 1-1/8" Dia. x 36" | Unfinished |
| NO. 17-228 | 1-1/8" Dia. x 36" | Satin |
| NO. 17-229 | 1-1/8" Dia. x 36" | Polished |
| NO. 17-233 | 1-1/4" Dia. x 36" | Unfinished |
| NO. 17-234 | 1-1/4" Dia. x 36" | Satin |
| NO. 17-235 | 1-1/4" Dia. x 36" | Polished |
| NO. 17-239 | 1-1/2" Dia. x 36" | Unfinished |
| NO. 17-240 | 1-1/2" Dia. x 36" | Satin |
| NO. 17-241 | 1-1/2" Dia. x 36" | Polished |

Reeded Brass



| | | |
|------------|--------------|------------|
| NO. 17-600 | 3/8" x 36" | Unfinished |
| NO. 17-700 | 3/8" x 72" | Unfinished |
| NO. 17-601 | 3/4" x 36" | Unfinished |
| NO. 17-602 | 3/4" x 36" | Polished |
| NO. 17-701 | 3/4" x 72" | Unfinished |
| NO. 17-702 | 3/4" x 72" | Polished |
| NO. 17-603 | 7/8" x 36" | Unfinished |
| NO. 17-604 | 7/8" x 36" | Polished |
| NO. 17-703 | 7/8" x 72" | Unfinished |
| NO. 17-704 | 7/8" x 72" | Polished |
| NO. 17-605 | 1-1/4" x 36" | Unfinished |
| NO. 17-606 | 1-1/4" x 36" | Polished |
| NO. 17-705 | 1-1/4" x 72" | Unfinished |
| NO. 17-706 | 1-1/4" x 72" | Polished |
| NO. 17-708 | 1-1/2" x 36" | Unfinished |
| NO. 17-709 | 1-1/2" x 36" | Polished |
| NO. 17-710 | 1-1/2" x 72" | Unfinished |
| NO. 17-711 | 1-1/2" x 72" | Polished |

BRASS TUBING



NOTE: A minimum of 6 pieces 36" long or 6 pieces 72" long (diameters may be combined) must be ordered to qualify for prices listed. A \$5.00 packing charge will be added for lesser quantities.

Roped Brass



| | | |
|------------|--------------|------------|
| NO. 17-400 | 3/8" x 36" | Unfinished |
| NO. 17-502 | 3/8" x 72" | Unfinished |
| NO. 17-402 | 1/2" x 36" | Unfinished |
| NO. 17-403 | 1/2" x 36" | Polished |
| NO. 17-504 | 1/3" x 72" | Unfinished |
| NO. 17-404 | 3/4" x 36" | Unfinished |
| NO. 17-405 | 3/4" x 36" | Polished |
| NO. 17-506 | 3/4" x 72" | Unfinished |
| NO. 17-507 | 3/4" x 72" | Polished |
| NO. 17-406 | 7/8" x 36" | Unfinished |
| NO. 17-407 | 7/8" x 36" | Polished |
| NO. 17-508 | 7/8" x 72" | Unfinished |
| NO. 17-509 | 7/8" x 72" | Polished |
| NO. 17-516 | 1" x 36" | Unfinished |
| NO. 17-517 | 1" x 36" | Polished |
| NO. 17-518 | 1" x 72" | Unfinished |
| NO. 17-519 | 1" x 72" | Polished |
| NO. 17-408 | 1-1/8" x 36" | Unfinished |
| NO. 17-409 | 1-1/8" x 36" | Polished |
| NO. 17-510 | 1-1/8" x 72" | Unfinished |
| NO. 17-511 | 1-1/8" x 72" | Polished |

1/8 IP STEEL PIPE, THREADED EACH END 3/4"



Brass Plated

NO. 18-150 - 5" B.P. Steel
NO. 18-151 - 6" B.P. Steel
NO. 18-152 - 7" B.P. Steel
NO. 18-153 - 8" B.P. Steel
NO. 18-154 - 9" B.P. Steel
NO. 18-155 - 10" B.P. Steel
NO. 18-156 - 11" B.P. Steel
NO. 18-157 - 12" B.P. Steel
NO. 18-158 - 13" B.P. Steel
NO. 18-159 - 14" B.P. Steel
NO. 18-160 - 15" B.P. Steel
NO. 18-161 - 16" B.P. Steel
NO. 18-162 - 17" B.P. Steel
NO. 18-163 - 18" B.P. Steel
NO. 18-164 - 19" B.P. Steel
NO. 18-165 - 20" B.P. Steel
NO. 18-166 - 21" B.P. Steel
NO. 18-167 - 22" B.P. Steel
NO. 18-168 - 23" B.P. Steel
NO. 18-169 - 24" B.P. Steel

Unfinished

NO. 18-101 - 5" Unf. Steel
NO. 18-103 - 6" Unf. Steel
NO. 18-105 - 7" Unf. Steel
NO. 18-107 - 8" Unf. Steel
NO. 18-109 - 9" Unf. Steel
NO. 18-111 - 10" Unf. Steel
NO. 18-113 - 11" Unf. Steel
NO. 18-115 - 12" Unf. Steel
NO. 18-117 - 13" Unf. Steel
NO. 18-119 - 14" Unf. Steel
NO. 18-121 - 15" Unf. Steel
NO. 18-123 - 16" Unf. Steel
NO. 18-125 - 17" Unf. Steel
NO. 18-127 - 18" Unf. Steel
NO. 18-129 - 19" Unf. Steel
NO. 18-131 - 20" Unf. Steel
NO. 18-133 - 21" Unf. Steel
NO. 18-135 - 22" Unf. Steel
NO. 18-137 - 23" Unf. Steel
NO. 18-139 - 24" Unf. Steel


CUSTOM SIZES AVAILABLE BY REQUEST

STIFF BACKED FELT PADS FOR LAMP BASES - BROWN



NO. 90-590 - 6" Dia.
NO. 90-591 - 7" Dia.
NO. 90-592 - 8" Dia.

BULK - ADHESIVE-BACKED FELT DOTS



NO. 90-578 - 3/8" Dia.
NO. 90-579 - 3/4" Dia.

**STAMPED BRASS
CANDLE CUPS**



1-1/2" Dia. x 1-3/16" High

NO. 46-1305

Unfinished Brass

NO. 46-1306

Polished Brass

NO. 46-1307

Antique Brass

**STEEL CANDLE
PLATE**



2-1/8" Dia. x 1/2" Deep

NO. 46-2118

Unfinished Steel

NO. 46-2119

Brass Plated

**STEEL
CANDLE CUP**




NO. 46-1208
Unf. Steel

NO. 46-1210
Brass Plate

7/8" I.D. x
1-1/8" Deep

BRASS VASE CAPS
Slip 1/8 I.P.



Unfinished Brass Vase Caps

| | |
|--------------------|--------|
| NO. 23-5202 | 1-1/2" |
| NO. 23-5204 | 1-3/4" |
| NO. 23-5206 | 2" |
| NO. 23-5208 | 2-1/4" |
| NO. 23-5210 | 2-1/2" |
| NO. 23-5212 | 2-3/4" |
| NO. 23-5214 | 3" |
| NO. 23-5215 | 3-1/8" |
| NO. 23-5216 | 3-1/4" |
| NO. 23-5218 | 3-1/2" |
| NO. 23-5220 | 3-3/4" |
| NO. 23-5222 | 4" |
| NO. 23-5224 | 4-1/4" |
| NO. 23-5226 | 4-1/2" |
| NO. 23-5227 | 4-5/8" |
| NO. 23-5228 | 4-3/4" |
| NO. 23-5230 | 5" |
| NO. 23-5232 | 5-1/4" |
| NO. 23-5233 | 5-3/8" |
| NO. 23-5234 | 5-1/2" |
| NO. 23-5236 | 5-3/4" |
| NO. 23-5238 | 6" |
| NO. 23-5240 | 6-1/4" |
| NO. 23-5241 | 6-1/2" |
| NO. 23-5242 | 6-3/4" |
| NO. 23-5243 | 7" |

**Brushed Brass and Lacquered
Vase Caps**

| | |
|--------------------|--------|
| NO. 23-2203 | 1-1/2" |
| NO. 23-2205 | 1-3/4" |
| NO. 23-2207 | 2" |
| NO. 23-2209 | 2-1/4" |
| NO. 23-2211 | 2-1/2" |
| NO. 23-2213 | 2-3/4" |
| NO. 23-2215 | 3" |
| NO. 23-2216 | 3-1/8" |
| NO. 23-2217 | 3-1/4" |
| NO. 23-2219 | 3-1/2" |
| NO. 23-2221 | 3-3/4" |
| NO. 23-2223 | 4" |
| NO. 23-2225 | 4-1/4" |
| NO. 23-2227 | 4-1/2" |
| NO. 23-2228 | 4-5/8" |
| NO. 23-2229 | 4-3/4" |
| NO. 23-2231 | 5" |
| NO. 23-2233 | 5-1/4" |
| NO. 23-2234 | 5-3/8" |
| NO. 23-2235 | 5-1/2" |
| NO. 23-2237 | 5-3/4" |
| NO. 23-2239 | 6" |
| NO. 23-2241 | 6-1/4" |
| NO. 23-2242 | 6-1/2" |
| NO. 23-2243 | 6-3/4" |
| NO. 23-2244 | 7" |

FLAT PLATES WITH 1/8" LIP
SPUN BRASS CHECK RINGS
STRAIGHT EDGE - UNFINISHED



| | |
|--------------------|--------|
| NO. 23-2502 | 1-3/4" |
| NO. 23-2504 | 2" |
| NO. 23-2506 | 2-1/4" |
| NO. 23-2508 | 2-1/2" |
| NO. 23-2510 | 2-3/4" |
| NO. 23-2511 | 3" |
| NO. 23-2512 | 3-1/4" |
| NO. 23-2513 | 3-1/2" |
| NO. 23-2514 | 3-3/4" |
| NO. 23-2515 | 4" |
| NO. 23-2516 | 4-1/4" |
| NO. 23-2517 | 4-1/2" |
| NO. 23-2518 | 4-3/4" |
| NO. 23-2519 | 5" |
| NO. 23-2520 | 5-1/2" |
| NO. 23-2521 | 6" |



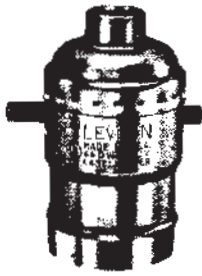
**REMOVABLE TURN KNOB,
SINGLE CIRCUIT**

PART NO. 11-806
Bright Gilt with Standard Cap

PART NO. 11-200
Brass with Standard Cap

PART NO. 11-201
Brass with Set Screw Cap

PART NO. 11-204
Polished Aluminum



**NON-REMOVABLE BAR,
PUSH-THRU SINGLE CIRCUIT**

PART NO. 11-802
Bright Gilt with Standard Cap

PART NO. 11-237
Brass with Standard Cap

PART NO. 11-236
Brass with Set Screw Cap

PART NO. 11-233
Aluminum with Set Screw Cap



**KEYLESS SINGLE CIRCUIT
Short Electrolier Size**

PART NO. 11-804
Bright Gilt with Standard Cap

PART NO. 11-119
Brass with Standard Cap

PART NO. 11-120
Brass with Set Screw Cap

PLEASE NOTE
BRIGHT GILT sockets are made of aluminum with a bright brass coating.
BRASS sockets are solid brass.



**REMOVABLE TURN KNOB,
3-WAY (2-CIRCUIT)**
For operating a 2-filament lamp in a sequence of LOW-MEDIUM-HIGH-OFF (for 3-Way Bulbs)

PART NO. 11-810
Bright Gilt with Standard Cap

PART NO. 11-185
Brass with Standard Cap

PART NO. 11-181
Brass with Set Screw Cap

PART NO. 11-184
Polished Aluminum



PULL CHAIN SINGLE CIRCUIT
On and Off only

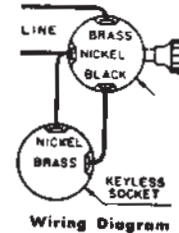
PART NO. 11-808
Bright Gilt with Standard Cap

PART NO. 11-240
Brass with Standard Cap

PART NO. 11-241
Brass with Set Screw Cap



3 Wire Turn Knob Socket



**REMOVABLE
TURN KNOB
2-CIRCUIT 3-TERMINAL**
Uses single-filament lamp. Wired in a series with a keyless socket with single-filament lamp. Switch controls both single-filament lamps.

Operates 2 lamps separately or both at the same time.

PART NO. 11-812
Bright Gilt with Standard Cap


PART NO. 11-1771
Brass with Standard Cap

PART NO. 11-1772
Brass with Set Screw Cap

CANDELABRA BASE




1-1/2" High
NO. 11-1749 Phenolic
NO. 11-1720 Porcelain



2" High
NO. 11-6266 Phenolic
NO. 11-1724 Porcelain



3" High
NO. 11-1751 Phenolic



**KEYLESS
CANDLE SOCKET**
Candelabra Base
adjustable from
3-1/4" to 4-3/4"
NO. 11-035 Phenolic
NO. 11-1726 Porcelain



SNAPS INTO
ALL BASES
WITH 1" HOLES

**SNAP-IN PIGTAIL
CANDELABRA SOCKET**
NO. 11-1753 with 18" Leads




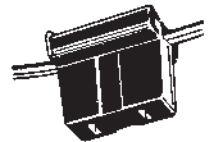
**Bakelite
Pin Type
Socket**
NO. 11-784 Candelabra Base



Clamp on plug. No tools
needed. Use with standard
#18 Parallel cord



NO. 11-1762 - Ivory
NO. 11-1764 - Brown
NO. 11-1765 - White



Outlet
NO. 11-1760 Ivory
NO. 11-1761 Brown



with screw terminals
NO. 11-333 - Black



NO. 11-776 - White
NO. 11-775 - Brown

SOCKETS Medium Base (standard)

KEYLESS TWO CIRCUIT SOCKET



Bright Gilt



STANDARD BASE LONG
KEYLESS SINGLE
CIRCUIT
PART NO. 11-246
With Set Screw Cap
Bright Gilt



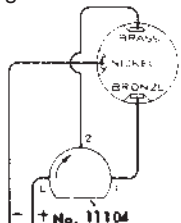
BAKELITE
FIXTURE
SOCKET
(Brown)
STANDARD
BASE
NO. 11-1743



PORCELAIN
FIXTURE
SOCKET
STANDARD
BASE
NO. 11-1744



KEYLESS
PORCELAIN
SOCKET
STANDARD
BASE
NO. 11-1736




For 3-Way Bulbs

Socket accommodates a two filament lamp and must be wired through a switch to control lamp as desired.

NO. 11-7774



SOLID BRASS
2 LITE CLUSTER HEAD
WITH ADJUSTABLE SOCKETS
STANDARD BASE
NO. 11-361



PAPER SHELL SOCKET
STANDARD BASE
NO. 11-2060 1-1/4" Shaft
NO. 11-2450 Reg. Shaft
For 3-Way Bulbs



BAKELITE
PULL CHAIN
SOCKET
STANDARD BASE
NO. 11-9000



KEYLESS
STANDARD BASE
Adjustable from
4" to 5-3/4"
NO. 11-2410



CLUSTER SOCKET
Twin Type
Porcelain
NO. 11-1738



STANDARD
BASE

Bottom Turn
Knob Sockets
NO. 11-7890
2-13/16" High



CANDELABRA BASE
NO. 11-6291




EXTENSION
MEDIUM BASE
NO. 11-1754

**CAPS FOR
METAL SHELL
LAMP HOLDERS**



Set Screw Cap
NO. 11-7769 - Brass
NO. 11-8868 - Bright Gilt



Less Set Screw
NO. 11-7770 - Brass
NO. 11-8873 - Bright Gilt



SPECIAL SOCKET CAP
1/4 IP Thread
Bright Gilt
NO. 11-7766
No Set Screw



SIDE OUTLET
Bright Gilt
NO. 11-7767
No Set Screw

PLEASE NOTE

Medium Base, Edison Base and Standard Base mean the same thing and are the same size (1" diameter). Candelabra base measures 1/2" diameter.

METAL SHELL



PUSH-THRU
NO. 11-7758 - Brass
NO. 11-8852 - Bright Gilt
NO. 11-7751 - Aluminum



**KEY, PULL CHAIN
OR TURN KNOB**
NO. 11-7757 - Brass
NO. 11-8856 - Bright Gilt
NO. 11-7755 - Aluminum



KEYLESS
NO. 11-7746 - Brass
NO. 11-8848 - Bright Gilt

**INTERIOR MECHANISMS FOR
METAL SHELL LAMP HOLDERS
STANDARD • MEDIUM BASE**



**SHORT
KEYLESS**
NO. 11-7762

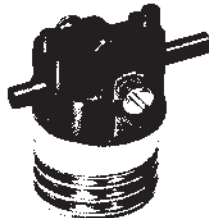


**REMOVABLE
TURN KNOB**

NO. 11-7760 Two Terminals
for Three-Way Bulbs

NO. 11-7761 On -Off Only

NO. 11-7763 Three Terminals
for Two Light Applications



PUSH-THRU
NO. 11-7764



PULL CHAIN STANDARD
NO. 11-7765
Regular Pull Chain

DIMMER SOCKET



Full range dimming control - 0-100% -
with positive On-Off control

NO. 11-6151

Finish: Polished gilt
1/8 I.P. Thread with set screw



MOGUL

**PORCELAIN
REMOVABLE KNOB
TWO CIRCUIT
3-WAY MOGUL SOCKET**
(for 3-Way Bulbs)
1/4 I.P. Hickey
NO. 11-250



**PULL CHAIN
3-WAY (2-CIRCUIT)**
For operating a 2-filament
lamp in a sequence of
LOW-MEDIUM-HIGH-OFF

For 3-Way Bulbs
Brite Gilt Finish

NO. 11-6156
With Set Screw Cap

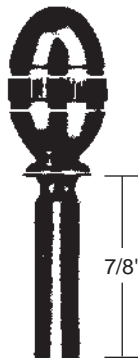
Bottom Turn Husk Socket

Single Circuit



NO. 11-1741
2 Pc. Phenolic

TURNED AND CAST KEYS - KEY EXTENSION



NO. 10-9100
Tap 8-32

NO. 10-9101
Tap 4-36



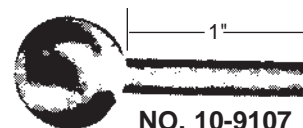
NO. 10-9102
Tap 8-32

NO. 10-9103
Tap 4-36



NO. 10-9104
Tap 8-32

NO. 10-9105
Tap 4-36



NO. 10-9107
Tap 4-36



NO. 10-9106
Tap 4-36



NO. 10-9110
Tap 4-36
1-1/2" Long
Overall



DIE CAST
Tapped 4-36
NO. 11-1561 Brass Plate
NO. 11-1562 Antique Brass

BRASS KEY EXTENSIONS

Size does not include male thread

Regular Thread
4-36 F x 4-36 M

NO. 10-1551 - 1/2" Long

NO. 10-1550 - 1" Long



NO. 10-969
Tap 4-36

CORD SETS




SPT-1

18/2 Molded on plug

- NO. 14-766 - 8 ft. Ivory
- NO. 14-767 - 8 ft. White
- NO. 14-768 - 8 ft. Black
- NO. 14-769 - 8 ft. Brown
- NO. 14-770 - 8 ft. Clear Gold
- NO. 14-790 - 18 ft. Clear Gold
- NO. 14-796 - 12 ft. Brown

LAMP CORD



18/2 SPT-1 on 250 ft. Spools

- NO. 14-074 - 18/2 Gold Rayon
- NO. 14-075 - 18/2 Brown Rayon
- NO. 14-076 - 20/2 Clear Gold
- NO. 14-077 - 20/2 Clear Silver
- NO. 14-078 - Black
- NO. 14-079 - Brown
- NO. 14-080 - Clear Gold
- NO. 14-082 - White
- NO. 14-084 - 18/2 Clear Silver
- NO. 14-085 - Gold Non Transparent
- NO. 14-086 - 22/2 Clear Gold
- NO. 14-087 - 22/2 Clear Silver

CORD SETS WITH SWITCHES

18/2 SPT-1



Switch is 24" from end.

- NO. 14-786 - 6 ft. White
- NO. 14-775 - 8 ft. White
- NO. 14-776 - 8 ft. Brown

SINGLE RAYON FIXTURE WIRE



Rayon Covered
Single Fixture Wire
250' Spool

- NO. 14-098 - Gold
- NO. 14-099 - Gold w/Tracer

**UL APPROVED
SPT-2 CORD IS AVAILABLE
UPON REQUEST.
DO NOT HESITATE TO ASK US!**

BAKELITE BUSHINGS



1/8 IPS Male
NO. 15-7282
Black



1/8 IPS Female
NO. 15-7264 - White
NO. 15-7284 - Black



1/4 IPS Male
NO. 15-7286
Black



1/4 IPS Female
NO. 15-7287
Black

| COLOR | MOUNTING HOLE Size - .375 (3/8") Bushing I.D. - 1/4" | MOUNTING HOLE Size - .437 (7/16") Bushing I.D. - 1/4" |
|-------|--|---|
| Black | 15-7408 | 15-7402 |
| White | 15-7407 | 15-7401 |
| Gold | 15-7406 | 15-7400 |




"SNAP-IN" BUSHINGS




REDUCING BUSHING SOCKET REDUCER

- NO. 11-1755 - Mogul to Standard
- NO. 11-1758 - Intermediate to Candle
- NO. 11-1759 - French to Candle



NO. 11-6299

2-Light - No Switch



NO. 11-6280

2-Light - No Switch




NO. 11-6293

4-Light - No Switch

NO. 11-6292

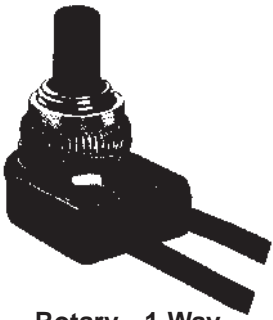
4-Light - With Turn Knob
3-Way Switch




NO. 11-6298

2-Light - No Switch


SWITCHES



Rotary - 1 Way
NO. 11-102



Removable Turn Knob
1-Way
NO. 11-103



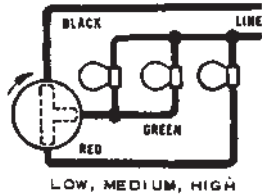
Rotary - 3-Way
NO. 11-104



Push
NO. 11-179



Toggle - 1 Way
On Off with 6" Leads
NO. 11-123



Hi-Low Feed-Thru
Dimmer Switch



Sequence: HI-LO-OFF
NO. 11-6158 - Ivory

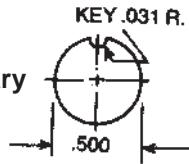


Black Knob Rotary
Screw Type
NO. 11-100



Black Knob Rotary
Snap-In
NO. 11-101


Recommended
piercing: 1/32 R key
can be used to
prevent rotation of
switch body.
panel thickness:
.037-.062



CORD SWITCH
for SPT-1



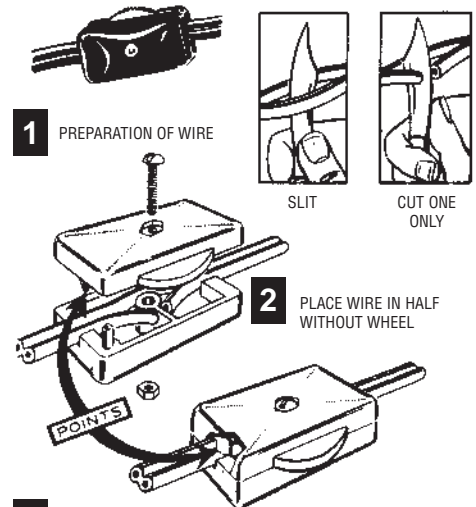
DIMMER



FULL RANGE FEED-THRU
LAMP CORD DIMMER

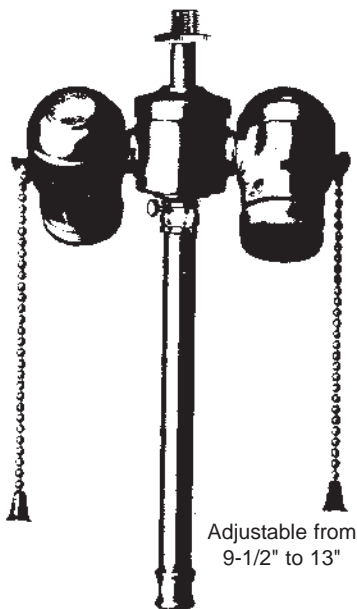
0-100% brightness control - with positive ON-OFF.
Offset knob - easy to operate.
Reliable solid state electronic dimmer control.

NO. 11-6154 - Ivory



NO. 11-1766 - White
NO. 11-1767 - Brown
NO. 11-1768 - Ivory

BRASS CLUSTERS - EXTENSIONS



Adjustable from
9-1/2" to 13"

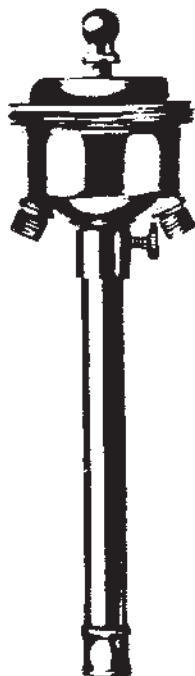
NO. 24-201

Bottom Tapped 1/4-IP

Adjustable cluster with
adjustable bottom

ALL BRASS

BRUSH BRASS - LACQUERED FINISH



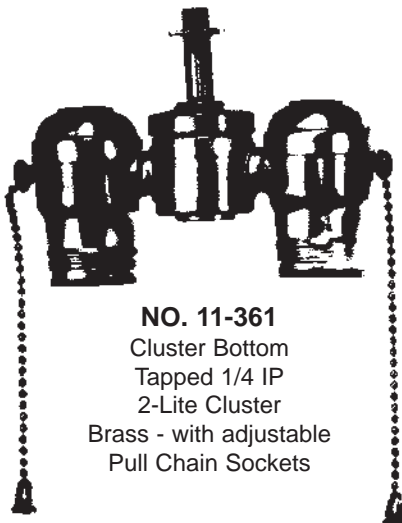
NO. 24-364

Adjustable from 8-1/2" to 12"

Bottom Tapped 1/4-IP

Non-adjustable cluster with
adjustable separable stem

SOLID BRASS



NO. 11-361

Cluster Bottom

Tapped 1/4 IP

2-Lite Cluster

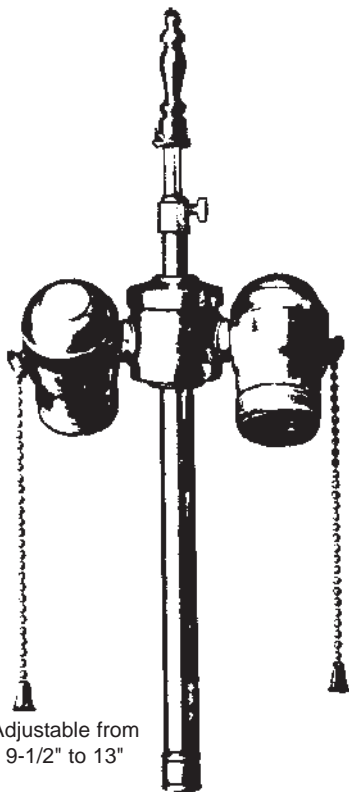
Brass - with adjustable
Pull Chain Sockets



NO. 24-363

Cluster Bottom

Tapped 1/4 IP



Adjustable from
9-1/2" to 13"

NO. 24-202

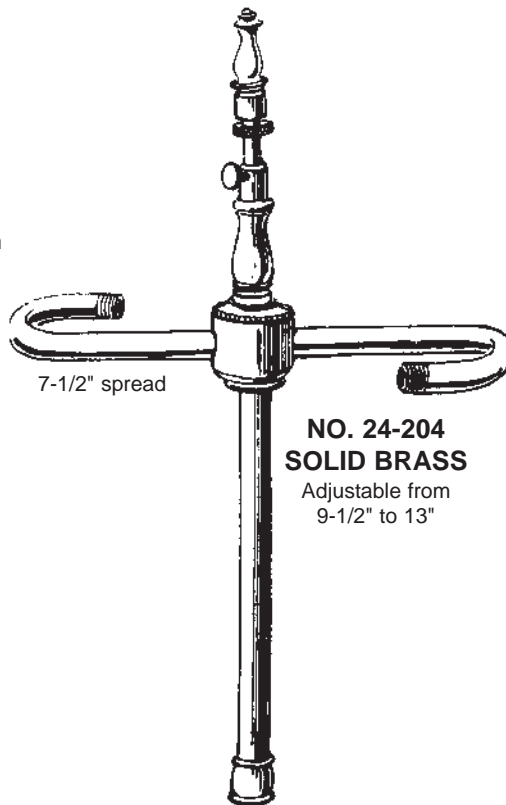
Bottom Tapped 1/4-IP

Adjustable cluster with
adjustable bottom



NO. 24-367

Height to shade rest 8"
Non-adjustable cluster



7-1/2" spread

NO. 24-204
SOLID BRASS

Adjustable from
9-1/2" to 13"



NO. 24-370

Large Extension
Assembly.
6 parts as shown
1/2" O.D.
Brass Tubing
8" long with 3/8"
inside tubing
threaded 1/8 IP



NO. 10-2102

Top Bushing for
Large Extension
Side hole 8-32
Tapped 1/4-IP



NO. 10-2103

1/4-27 slip with 8-32
side thread
Tapped 1/8-IP

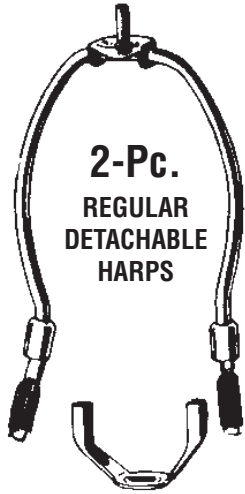


NO. 10-2104

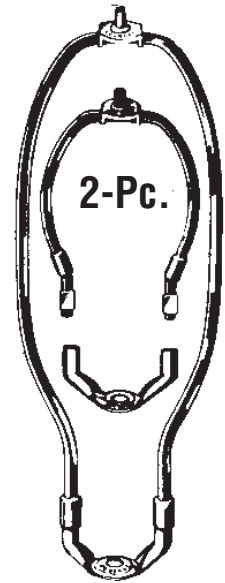
8-32 Thread
Knurled Head Screw

HARPS

BRASS PLATED AND LACQUERED



2-Pc.
REGULAR
DETACHABLE
HARPS



2-Pc.

Heavy Duty Nickel Plated Harps
available upon request.

| SIZE | PART NUMBER | SIZE | PART NUMBER |
|--------|-------------|---------|-------------|
| 5" | NO. 13-0050 | 10" | NO. 13-0100 |
| 5-1/2" | NO. 13-0055 | 10-1/2" | NO. 13-0105 |
| 6" | NO. 13-0060 | 11" | NO. 13-0110 |
| 6-1/2" | NO. 13-0065 | 11-1/2" | NO. 13-0115 |
| 7" | NO. 13-0070 | 12" | NO. 13-0120 |
| 7-1/2" | NO. 13-0075 | 12-1/2" | NO. 13-0125 |
| 8" | NO. 13-0080 | 13" | NO. 13-0130 |
| 8-1/2" | NO. 13-0085 | 14" | NO. 13-0140 |
| 9" | NO. 13-0090 | 15" | NO. 13-0150 |
| 9-1/2" | NO. 13-0095 | | |

| HEAVY DUTY | | HEAVY DUTY | |
|------------|-------------|------------|-------------|
| SIZE | PART NUMBER | SIZE | PART NUMBER |
| 6" | NO. 13-0600 | 10" | NO. 13-1000 |
| 6-1/2" | NO. 13-0650 | 10-1/2" | NO. 13-1050 |
| 7" | NO. 13-0700 | 11" | NO. 13-1100 |
| 7-1/2" | NO. 13-0750 | 11-1/2" | NO. 13-1150 |
| 8" | NO. 13-0800 | 12" | NO. 13-1200 |
| 8-1/2" | NO. 13-0850 | 12-1/2" | NO. 13-1250 |
| 9" | NO. 13-0900 | 13" | NO. 13-1300 |
| 9-1/2" | NO. 13-0950 | 14" | NO. 13-1400 |
| | | 15" | NO. 13-1500 |



BOTTOMS ONLY
FOR
DETACHABLE HARPS

NO. 13-300 - For Regular Harps
NO. 13-400 - For Heavy Duty Harps

STAMPED STEEL NECKS

BRASS PLATED AND LACQUERED



Slips over 1/8 I.P.

NO. 12-1299 - 1/2" Tall
NO. 12-1300 - 1" Tall
NO. 12-1301 - 1-1/2" Tall
NO. 12-1302 - 2" Tall

FINIALS

BRASS PLATED
AND LACQUERED



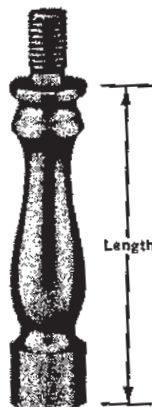
NO. 12-1697 1/2" High
Tap 1/4-27 (Harp Size)

SHADE RAISERS

To raise the Finials on Shades made with deep collars. 1/4-27 female thread fits stud on harps. 1/4-27 male thread fits finials. Sizes given do not include male thread.



| SIZE | PART NUMBER |
|--------|-------------|
| 1/2" | NO. 10-9092 |
| 3/4" | NO. 10-9093 |
| 1" | NO. 10-9094 |
| 1-1/2" | NO. 10-9095 |
| 2" | NO. 10-9096 |



| SIZE | PART NUMBER |
|--------|-------------|
| 1/2" | NO. 10-1049 |
| 3/4" | NO. 10-1050 |
| 1" | NO. 10-1051 |
| 1-1/2" | NO. 10-1052 |
| 2" | NO. 10-1053 |



NO. 10-457
1/8 IP to 1/4-27

MISCELLANEOUS LIGHTING FIXTURE ACCESSORIES



STAMPED STEEL HICKEY

1" HIGH
NO. 40-1459
 3/8 IP X 1/8 IP
NO. 40-1460
 3/8 IP X 1/4 IP
NO. 40-1461
 1/4 IP X 1/8 IP
NO. 40-1462
 1/8 IP X 1/8 IP
NO. 40-1463
 1/4 IP X 1/4 IP
NO. 40-1464
 3/8 IP X 3/8 IP



STAMPED STEEL SMALL HICKEY

5/8" HIGH
NO. 40-1465
 1/8 IP X 1/8 IP



REGULAR HOOK HICKEY

NO. 40-1458
 Threaded 3/8"F. Top
 Hook on bottom slips
 3/8 I.P.

BRASS SLIP RINGS

8-32 Set Screw not included



NO. 10-5090
 Slips 3/8" O.D.

NO. 10-5091
 Slips 1/2" O.D.

NO. 10-5092
 Slips 5/8" O.D.

NO. 10-5093
 Slips 3/4" O.D.

NO. 10-5094
 Slips 1" O.D.



STEEL WASTE NUT

NO. 40-1473
 Tap 1/4 IP

NO. 40-1474
 Tap 1/8 IP

BRASS OPEN AND BLIND CAPS



NO. 10-1036
 3/8 IP Blind



NO. 10-1037
 3/8 x 1/4-27



NO. 10-1039
 3/8 IP x 1/8 IP Blind

NO. 10-1040
 3/8 IP x 1/8 IP Open



NO. 10-1042
 1/2 IP x 1/8 IP Open




STAMPED STEEL BODY HICKEY

1-1/2" HIGH
NO. 40-1467
 1/8 IP X 1/8 IP



STEEL EXTENSION

NO. 40-1051
 1" Long



MALLEABLE IRON

NO. 40-1472
 3/8 IP THREAD



OPEN MALLEABLE IRON FEMALE ON BOTH ENDS

NO. 40-1442 **NO. 40-1447**
 1/4 IP X 1/4 IP 1/2 IP X 1/4 IP
NO. 40-1443 **NO. 40-1449**
 3/8 IP X 1/8 IP 1/2 IP X 1/2 IP



No. 10-060
 3/8 IP Male x 1/8 IP

No. 10-063
 3/8 IP Male x 1/4 IP




No. 10-038
 3/8 IP Male x 1/8 IP

No. 10-034
 3/8 IP Male x 1/4 IP

No. 10-042
 1/2 IP Male x 1/8 IP

No. 10-043
 1/2 IP Male x 1/4 IP

No. 10-044
 1/2 IP Male x 3/8 IP



BRASS EXTENSION

NO. 10-340
 1/2 IP x 3/8 IP

CHAIN

Furnished in 3 ft. lengths



CHAIN

Length of Link: 1-1/2"
Thickness of Link: 1/8"

- NO. 32-8707 - Brass Plate
- NO. 32-7651 - Antique Brass
- NO. 32-7658 - Flat Black



Length of Link: 1-5/8"
Thickness of Link: 1/8"

- NO. 32-7653 - Brass Plate
- NO. 32-7657 - Antique Brass



END BELLS

Used for #3 miniature or #6 regular bead chain or pull cord

- NO. 32-3146 - Brass Plated

STANDARD CHAIN CONNECTORS

for #6 standard bead chain
NO. 32-3142 - Brass Plated



JACK CHAIN

Single

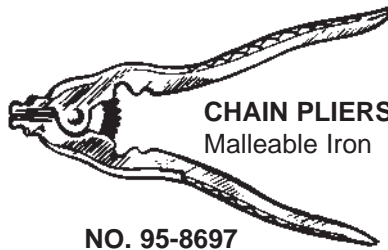
In cartons of 50 feet each



Jack Chain
#18 Wire
NO. 32-8698
Brass Plated




Standard
Jack Chain
#12 Wire
NO. 32-8713
Brass Plated



CHAIN PLIERS
Malleable Iron

NO. 95-8697

BEADED CHAIN



Miniature Size No. 3 - Bead Dia. 3/32"
NO. 32-3133 - Brass Plated
Standard Size No. 6 - Bead Dia. 1/8"
NO. 32-3136 - Brass Plated



#18 Ladder or Sprocket chain, Solid Brass. Sold by the foot.
NO. 32-8694

STEEL S HOOKS



NO. 32-8722
Brass Plate



NO. 32-8723
Brass Plate




NO. 32-8724
Brass Plate
NO. 32-8744
Nickel Plate

**CAST BRASS
SCREW COLLAR
LOOP & RING**
Ring Seats 1-1/16"



NO. 20-1332
Tap 1/4 I.P.

**Die Cast
REGULAR SCREW
COLLAR LOOP**
Ring Seats 1-1/16"
Tapped 1/4-IP
Supplied with Ring
Has Hole for Wireway




NO. 52-5104 - Antique Brass
NO. 52-5106 - Brass Plated

6" BLIND PENDANT STEM
Tap 3/8 I.P.



NO. 40-6206
Steel Brass Plated
To be used on 3/4" slip
ring canopies
NO. 40-6218, 40-6210
and **40-6212**

HANGING LAMP CANOPY
With Hook & Outlet



Convenient Outlet
with 6" Leads
Strap-Screws & Hooks


NO. 40-2255 - Bright Brass Plate
NO. 40-2256 - Antique Brass Plate



OFFSET BAR SLIPS OVER 3/8" IP STUD
NO. 40-5215 - 2-3/4" C to C
NO. 40-5217 - 4-1/4" C to C
NO. 40-5218 - 4-3/4" C to C
NO. 40-5219 - 5" C to C
NO. 40-5220 - 6" C to C



FLAT BAR SLIPS OVER 3/8" IP STUD
8-32 Tapped Mounting Holes
NO. 40-6200 - 4" C to C
NO. 40-6201 - 4-1/4" C to C
NO. 40-6202 - 4-3/4" C to C



REGULAR BRACKET BARS
NO. 40-5470 - Tap 1/8 IP
NO. 40-5471 - Tap 1/4 IP
NO. 40-5480 - Tap 1/4-27

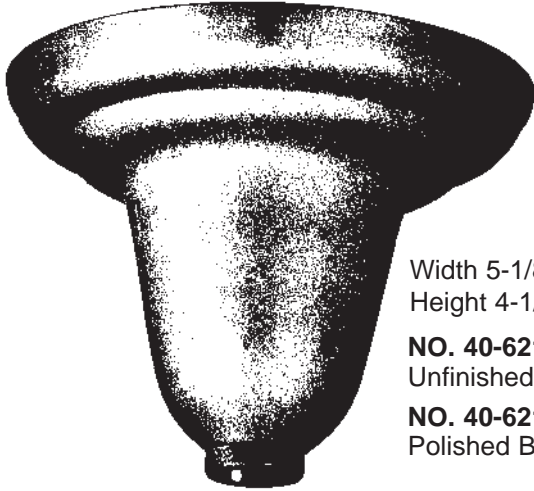


UNIVERSAL CROSS BAR - Slips 3/8" I.P.S.
3-1/4" C to C
NO. 40-5485



E-Z Adjustable - Slips over 3/8" Stud
Adjusts from 4-1/2" to 6-1/2" C. to C.
NO. 40-5467

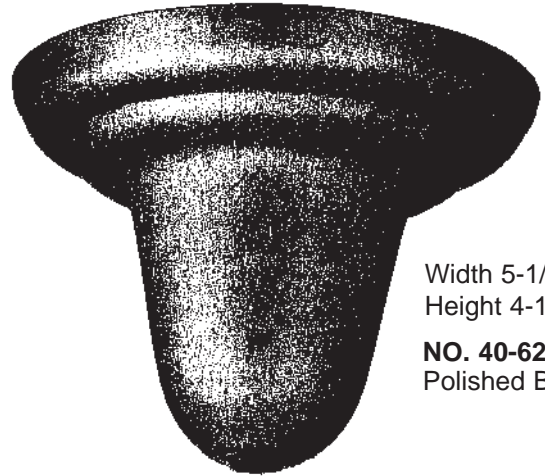
BRASS CANOPY



Width 5-1/8"
Height 4-1/4"
NO. 40-6210
Unfinished Brass
NO. 40-6212
Polished Brass

Unfinished Brass Canopy with 3/4" slip ring.
Polished Brass & lacquered canopy with 3/4" slip ring.

BRASS CANOPY

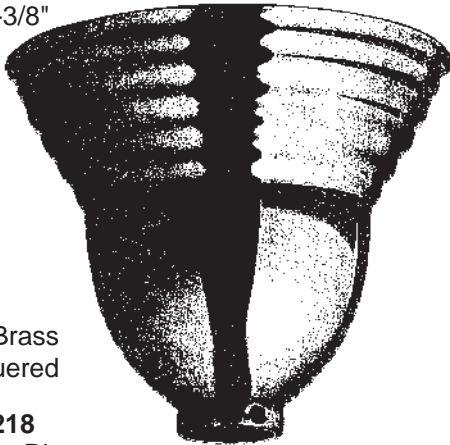


Width 5-1/8"
Height 4-1/4"
NO. 40-6216
Polished Brass

Polished Brass & lacquered canopy with 3/8" hole.

BRASS CANOPY

Width 4"
Height 3-3/8"



Polished Brass
and Lacquered
NO. 40-6218
w/ 3/4" Slip Ring
as shown

Width 4" Height 3-3/8"


Polished Brass
and Lacquered
NO. 40-6220
w/ 3/8" Hole Only

BRASS CANOPY




5-1/4" Diameter
5" Brass Ribbed Canopy
with 1-3/32" hole for
Screw Collar or Swivel
NO. 40-6222
Unfinished Brass
NO. 40-6224
Polished Brass

BRASS CANOPY



7/16" Center Hole
Bracket Holes Spaced 2-3/4"
5-1/4" Dia. x 1-1/4" Deep
NO. 40-2284
Unfinished Brass

STEEL CANOPIES




7/16" Center Hole
2 Screw Holes Spaced
2-3/4"
5-1/4" Dia x 1-1/4" Deep
NO. 40-2280
Bright Brass
NO. 40-2282
Flemish Antique



BRASS HOLDER

Polished and Lacquered
2-1/4" Fitter - 1-1/4" Deep
with 3 No. 8-32 Screws

NO. 46-1966




STEEL

3-1/4" Opening x 1-5/8" Deep

NO. 46-7079 - Brass Plated

NO. 46-7049 - Antique Brass



STEEL

4" Opening x 1-1/2" Deep

NO. 46-7081 - Brass Plated



For 1-5/8" Glass

NO. 44-7075

Brass Plated

NO. 44-7076

Unfinished Steel



4" Fitter
Stamped Solid Brass
with screws attached
Slip 1/8 IPS

NO. 44-1990

Unfinished Brass



CAST BRASS HOLDER

Height 1" - Tap 1/8-IP

NO. 20-2066 - 4" Fitter



For 1-5/8" Glass
Clips on socket

NO. 44-1981

Brass Plated



BRASS HOLDER

Polished & Lacquered

NO. 44-1975

2-5/8" Holder

Polished Brass

NO. 44-1976

3" Holder

Polished Brass



Steel Brass Plated

NO. 44-1961

2-5/8" Holder

Bright Brass Plate

NO. 44-1962

3" Holder

Bright Brass Plate

NO. 44-1965

3" Holder

Antique Brass



CAST BRASS HOLDER

Height 1" - Tap 1/8-IP

NO. 20-2068

2-1/4" Fitter

NO. 20-2070

3-1/4" Fitter

NO. 20-2072

4" Fitter



SHADE HOLDER

Brass Plated for
Brass Shell and
Bakelite Sockets
Heavy Type

NO. 46-1933

2-1/4" Fitter



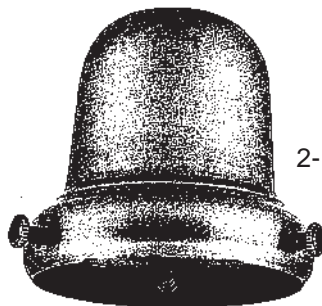
SHADE HOLDER

Uno Type Made of Steel
2-1/4" Fitter

NO. 46-1930

Brass Plated

BELL TYPE SHADE HOLDERS



2-1/4" Fitter

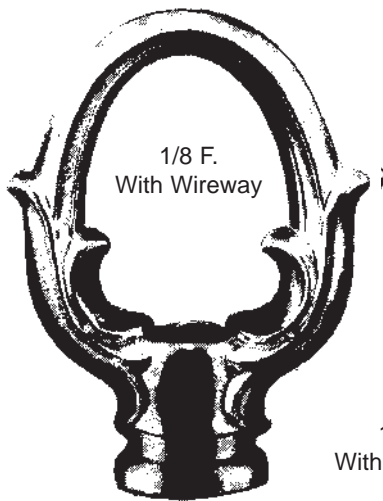
NO. 46-1310 With Slot
Polished and Lacquered Brass

NO. 46-1312 With Slot
Unfinished Brass

NO. 46-1308 No Slot
Unfinished Brass

NO. 46-1314 No Slot
Polished and Lacquered Brass

DIE CAST LOOPS



1/8 F.
With Wireway

NO. 52-6842
Brass Plate
NO. 52-6843
Antique Brass



1/8 F.
With Wireway

NO. 52-6846
Antique Brass



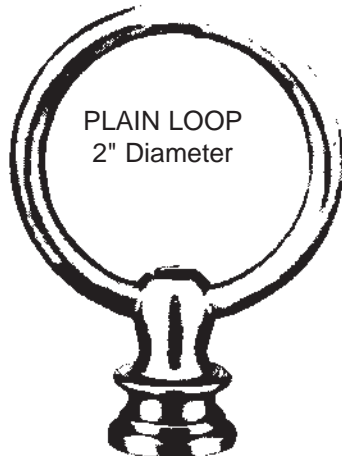
PLAIN LOOP
1-1/2" Diameter
1/8 I.P. Tapped Hole
with wireway

NO. 52-5166
Brass Plate
NO. 52-5167
Antique Brass



PLAIN LOOP
1" Diameter
1/8 I.P. Tapped Hole
with wireway

NO. 52-5548
Brass Plate
NO. 52-5549
Antique Brass



PLAIN LOOP
2" Diameter

1/8 I.P. Tapped Hole
with wireway
NO. 52-7131
Antique Brass

PLAIN LOOP
3/4" Diameter



1/8 I.P. Male Thread
with wireway
NO. 52-5147
Brass Plate
NO. 52-5148
Antique Brass

PLAIN LOOP
7/8" Diameter




1/8 I.P. Tapped Hole
with wireway
NO. 52-5133
Brass Plate
NO. 52-5134
Antique Brass



PLAIN LOOP
1" Diameter

1/8 I.P. Male Thread
with wireway
NO. 52-5552
Brass Plate
NO. 52-5553
Antique Brass

CAST IRON LAMP WEIGHTS




NO. 28-706 - 3" Dia.
12 oz. Tapped 1/8 I.P.

NO. 28-705 - 4-1/2" Dia.
1 lb. 10 oz. Tapped 1/8 I.P.

NO. 28-3407 - 5" Dia.
2 lbs. Tapped 1/8 I.P.

NO. 28-3402 - 6" Dia.
3 lbs. 5 oz. Slip 1/4 I.P.



NO. 28-3404
10-1/2" Dia.
4 lbs. 10 oz.
Tapped 1/4 I.P.

LAMP MOUNTING PARTS

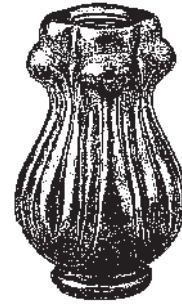
CAST BRASS – SHOWN ACTUAL SIZE



NO. 20-6015
Husk-Slip 1/2" Tube
3" long



NO. 20-6016
Husk-Slip 1/8
2-1/2" long



NO. 20-6017
Cored Neck
Tap 1/8 I.P. x 1/8 I.P.



NO. 20-6021
Gas Cock Replica
Tap 1/8 I.P. x 1/8 I.P.



NO. 20-5626
Pendant
Tap 1/8 I.P.

NO. 20-6022
Gas Cock Replica
Slip 1/8 I.P.

NO. 20-6023
Gas Cock Replica
Tap 1/8 I.P. x 1/8 I.P.



CAST BRASS CANOPIES




NO. 20-0521
Brass Canopy
Height: 1-5/8" Diameter: 5-1/2" Hole: 1"




NO. 20-0522
Cast Brass
Height: 1-3/4" Diameter: 6" Hole: 1"

CAST BRASS BACK PLATES


Slip 1/8 - IP



NO. 20-5629
10" x 4-1/4"




NO. 20-6036
5" High x 3-5/8" Wide x 1/2" Deep



NO. 20-5628
7" High x 4" Wide x 3/4" Deep

CAST BRASS ROSETTES

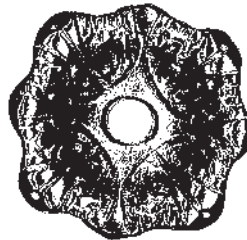
Slip 1/8 - IP



NO. 20-5050
3" Dia. x 1/4" Thick



NO. 20-5030
2-1/2" Dia. x 1/8" Thick



NO. 20-5613
2-1/2" Dia. x 1/2" Deep



NO. 20-5130
3-1/2" Dia. x 3/4" Deep



NO. 20-9030
1-1/2" Wide x 3" Tall

CAST BRASS LEGS

With 8-32 Slip Hole on Flat



NO. 20-9040
2" Wide x 4" Tall

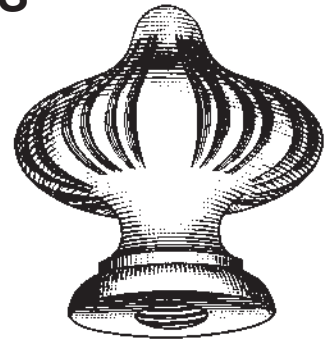
CAST BRASS KNOBS OR FINIALS



NO. 20-6027
Eagle Finial
Tap 1/8 I.P.



NO. 20-6028
Eagle Finial
Tap 1/8 I.P.




NO. 20-6030
Knob
Tap 1/8 I.P.



NO. 20-6032
Finial
Tap 1/8 I.P.



NO. 20-8163
Finial
Tap 1/8 I.P.



NO. 20-8166
Finial
Tap 1/8 I.P.



With
Wireway

NO. 20-1307
Tap 1/8 I.P.
1" Dia



With
Wireway

NO. 20-1306
1" Dia
1/8 I.P. Male Thread




NO. 20-1323
Tap 3/8 I.P.
1-5/8" Dia

CAST BRASS LOOPS



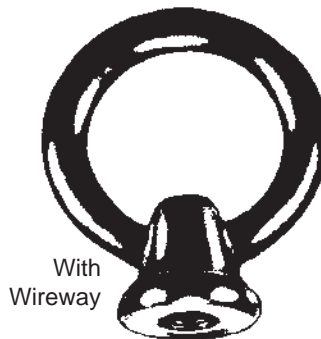
NO. 20-1319
Tap 1/8 I.P.
1-3/8" Dia



2" Dia.

NO. 20-1314
Tap 1/8 I.P.
NO. 20-1315
Tap 1/4 I.P.

With Wireway



With
Wireway

NO. 20-1316
Tap 1/8 I.P.
1-5/8" Dia.



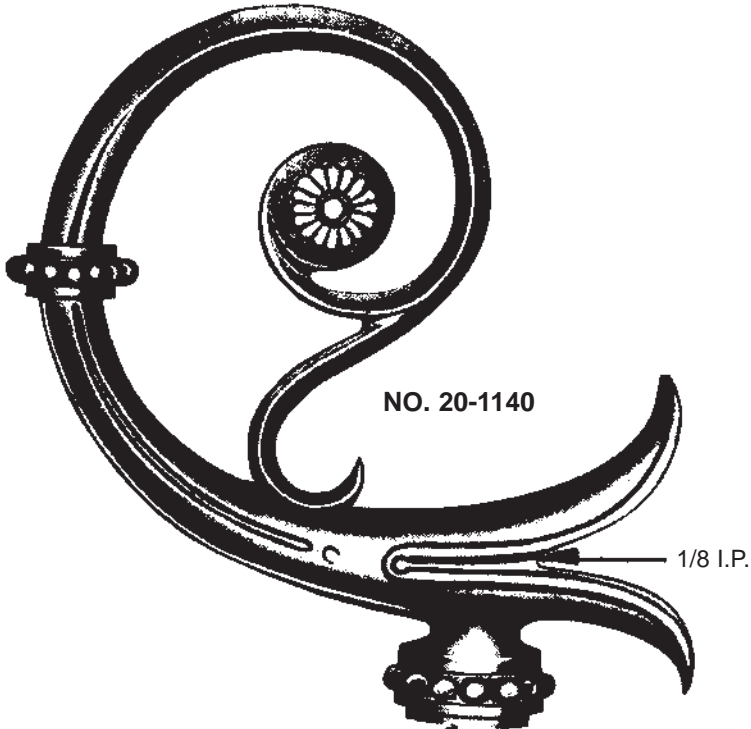
NO. 20-6034
Knob
Tap 1/8 I.P.



NO. 20-6033
Acorn Knob
Tap 1/8 I.P.

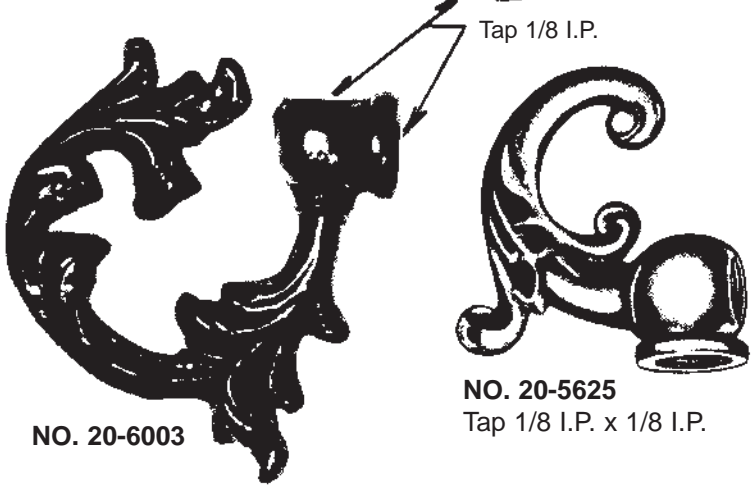
CAST BRASS ARM BACKS

SHOWN ACTUAL SIZE




NO. 20-1140

1/8 I.P.




NO. 20-6003

Tap 1/8 I.P.



NO. 20-5625

Tap 1/8 I.P. x 1/8 I.P.



NO. 20-6004

Tap 1/8 I.P.
Tap 1/4 I.P.




NO. 20-1090
Tap 1/8 I.P. x 1/8 I.P.



NO. 20-9042
Tap 1/8 I.P. x 1/8 I.P.

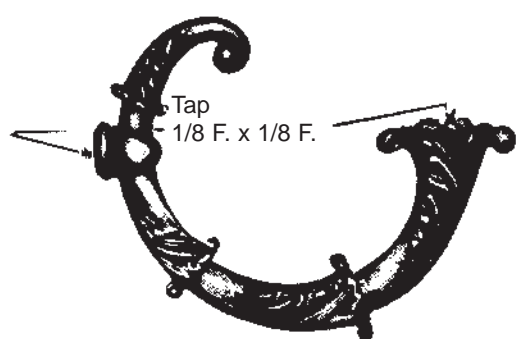


NO. 20-6002
Tap 1/8 I.P. x 1/8 I.P.



NO. 20-6006
Tap 1/8 I.P. x 1/8 I.P.

CAST BRASS CORED ARMS



Tap
1/8 F. x 1/8 F.

NO. 20-1318 - 4" Spread


NO. 20-1320 - 6" Spread



Tap
1/8 F. x 1/8 F.

NO. 20-1070

Aladdin



NO. N-185DB
Brass Elec. Conv.
for models
"A" thru 23

NO. N-185DN
Nickel Elec. Conv.
for models
"A" thru 23



NO. N-236B
Brass Burner
for models
"A" thru 23



NO. R-150
"Lox-On" Mantle for
Models 12 thru 23

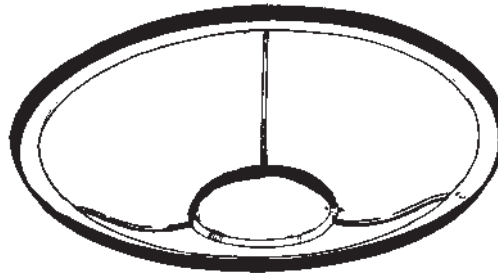


NO. N-230
Wick for
Model 23 only

NO. R-151
Wick for
"A", "B" & "C"

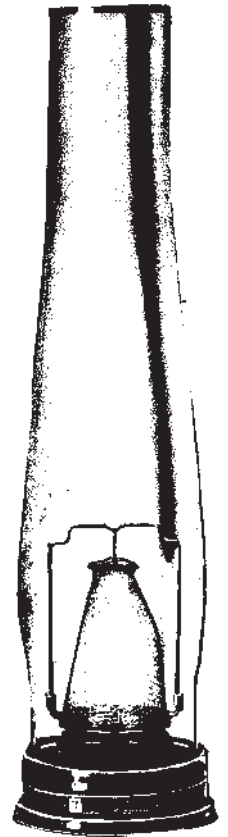


NO. N-233
Wick Raiser
Model 23



NO. N-802B
10" Brass Finish Tripod with Ring
Fits Models "7" thru "23" except "C"

NO. N-802N
10" Nickel Finish Tripod with Ring
Fits Models "7" thru "23" except "C"




NO. R-103 CHIMNEY
Shown with R-150
Mantle & N-239-B
Gallery

NO. R-103
"Lox-On" for Models
12 thru 23

NO. R-105
High Altitude for
Models 12 thru 23

CANDLE COVERS



EDISON BASE
NO. 23-6101 - 3"
NO. 23-6102 - 4"
NO. 23-6103 - 5"
NO. 23-6104 - 6"




CANDELABRA BASE
NO. 23-6108 - 4"
NO. 23-6109 - 5"
NO. 23-6110 - 6"

FOLLOWING CHART SHOWS MODEL NUMBERS AND
CORRESPONDING YEARS OF MANUFACTURE:

| | | | | |
|-----------------------------|----------------------------|---------------------------|---------------------------|----------------------------|
| Model 1 1909-10 | Model 2 1910 | Model 3 1910-12 | Model 4 1912-13 | Model 5 1913-14 |
| Model 6 1914-17 | Model 7 1917-19 | Model 8 1919-20 | Model 9 1920-22 | Model 10 1921-22 |
| Model 11 1922-25 | Model 12 1921-35 | Model A 1932-33 | Model B 1932-53 | Model C 1953-65 |
| Model 21C 1965-69 | Model 23 1969 | | | |

FLICKER FLAME BULBS



NO. 80-8904



NO. 80-8905



NO. 80-8906



NO. 80-8907



T-6 BULB
Candelabra Base
NO. 80-8926
15 Watt Clear




"FLASHER"
NO. 80-1874
Red Blinkers Only

NO. 80-1875
Amber Blinkers Only



NO. 80-1869
15 Watt Clear



NO. 80-1867
7-1/2 Watt Clear

SHOWCASE BULBS

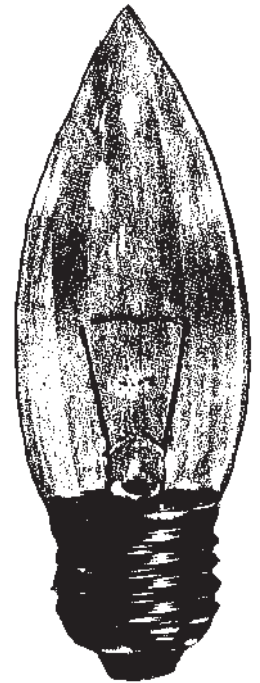
Medium Base (standard)



2,000 HOUR BULBS

CLEAR, FROSTED, WHITE

- NO. 80-9840 - 25 Watt Clear
- NO. 80-9842 - 25 Watt White
- NO. 80-9844 - 40 Watt Clear
- NO. 80-9845 - 40 Watt Frost
- NO. 80-9848 - 60 Watt Clear
- NO. 80-9849 - 60 Watt Frost
- NO. 80-9850 - 60 Watt White



Medium Base



Medium Base

- NO. 80-9820 - 25 Watt Clear
- NO. 80-9822 - 25 Watt Frost
- NO. 80-9824 - 40 Watt Clear
- NO. 80-9826 - 40 Watt Frost
- NO. 80-9828 - 60 Watt Clear
- NO. 80-9830 - 60 Watt Frost

Available in Two Lengths
6" & 11-1/2"

NO. 80-8918 - 6"
25 Watt Clear

NO. 80-8919 - 6"
25 Watt Frost


NO. 80-8920 - 6"
40 Watt Clear

NO. 80-8921 - 6"
40 Watt Frost

NO. 80-7704 - 11-1/2"
40 Watt Clear

NO. 80-402 - 11-1/2"
40 Watt Frost

- NO. 80-9852 - 15 Watt Clear
- NO. 80-9856 - 25 Watt Clear
- NO. 80-9858 - 25 Watt White
- NO. 80-9860 - 40 Watt Clear
- NO. 80-9861 - 40 Watt Frost
- NO. 80-9866 - 60 Watt White



Candelabra



Candelabra

- NO. 80-9808 - 25 Watt Clear
- NO. 80-9812 - 40 Watt Clear
- NO. 80-9816 - 60 Watt Clear
- NO. 80-9818 - 60 Watt Frost
- NO. 80-9806 - 15 Watt Frost
- NO. 80-9810 - 25 Watt Frost

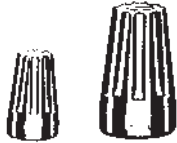


Flame Tip
Candelabra Base

- NO. 80-1859 - 7 Watt Clear
- NO. 80-1861 - 7 Watt Frost
Yellow Tip

BAKELITE WIRE CONNECTORS

Completely redesigned with heavy ribs for easy grip.
Heavy bakelite with tin-plated helical cone spring inside.

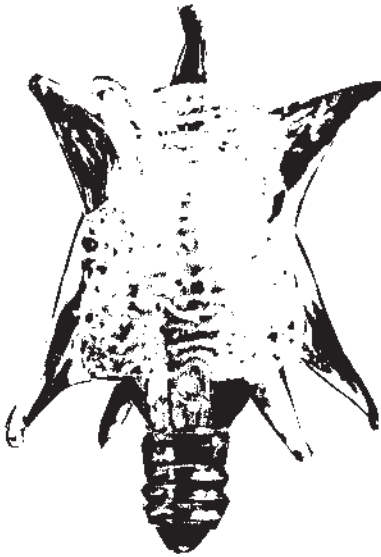


SMALL MEDIUM

NO. 15-2354 - Small

NO. 15-2355 - Medium

NO. 15-2356 - Large



"STAR-LIGHT" BULB

CANDELABRA BASE

NO. 80-8901 - 7-1/2 Watt



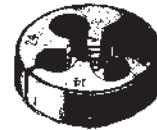
LONG SHANK - STRAIGHT THREAD

NO. 95-3778 - 1/4-27

NO. 95-3780 - 1/8-27 I.P.S.

NO. 95-3781 - 1/4-18 I.P.S.

TAPS AND DIES



NO. 95-3772 - 1" O.D. x 1/4-27

NO. 95-3774 - 1" O.D. x 1/8-27 I.P.S.

NO. 95-3775 - 1-1/2" O.D. x 1/4-18 I.P.S.

SIMICHROME POLISH



(New formula, made in Germany)

The very finest metal polish for

- BRASS
- COPPER
- GOLD
- SILVER
- BRONZE
- TIN

* PEWTER, Etc.

Contains no harmful acids to attack metals after use.

NO. 90-5072 - Large Tube
Simichrome Polish



NO. 90-5961

50 mL Bottle



ELIMINATES SELF-LOCKING NUT OR LOCK WASHER

Makes any nut a lock nut. Saves 40% - 70%. Holds securely where lockwashers fail. Does not depend on tightening torque for locking action.

Threadlocking

RITE-LOK adhesives lock all kinds of threads that are subject to transverse and axial loads against vibrational loosening.

They reduce production costs and improve reliability by eliminating lock washers and other expensive locking devices.

They preserve on-torque and distribute the load over the entire engagement length of the fastener, effectively eliminating premature material fatigue and fastener failure.




LEADED CRYSTAL 3" IMPORTED PRISM "U" DROP

NO. 60-4584 - Clear
Chrome Pin

NO. 60-4585 - Clear
Brass Pin

Size does NOT include Bead

BULB ADAPTER



Converts Washer
Type Shade to fit
on Bulb

NO. 13-936

TASSEL

NO. 32-5962

Dark Gold

5" Tassel

3" Bead Chain

- ALPHABETICAL INDEX -

**Please note: This index is for the page numbers in the printed catalog.
When viewed as a pdf file, the page numbers will differ.**

| | | |
|---|------------------------------------|-------------------------------------|
| A | Crossbars 34 | Nuts 3 |
| Aladdin Parts 42 | Crystal 45 | P |
| All Thread 1,2,4 | D | Pads 21 |
| Armbands 14,41 | Dies 45 | Pendent Stem 34 |
| Armends 14 | Dimmers 27,29 | Pin-Up Arms 19 |
| Arms | F | Plugs 17,18,24 |
| Bridge 16 | Felt 21 | Polishes 45 |
| Cast Brass 16 | Figurine Bends 19 | Pucks 6 |
| Figurines 19 | Finials 6,7,8,9,31,40 | Pull Chain 33 |
| Pin-Up 19 | Fitters 36 | Pull Chain Knobs 9 |
| “S” Arms 19 | G | R |
| B | Gallery Posts 16 | Reducers 5,15,32 |
| Back Plates 39 | Gas Caps 32 | Risers 31 |
| Balls | Glass Holders 36 | Rite-Lok 45 |
| Brass Turned 12 | Glues & Cements 45 | Rosettes 39 |
| Beaded Chain 33 | H | S |
| Bobeches 39 | Half Balls 13 | “S” Hooks 33 |
| Bulb Adapter 45 | Hang Straights 17 | Screws 3 |
| Bulbs 43,44,45 | Hanger Bolts 4 | Seating Rings 5,22 |
| Bushings | Harps 31 | Shade Risers 31 |
| Bakelite 28 | Hickeys 32 | Slip Rings 32 |
| Reducing 5,15,28 | Holders 36 | Sockets 23,24,25,26,27,28 |
| C | Hooks 33 | Spindles 10,11 |
| Candelabra 24 | K | Studs 4 |
| Candle Covers 42 | Key Extensions 27 | Swing Arms 18,19 |
| Candle Cups 16,22 | Keys 27 | Swing Bodies 17 |
| Candle Plates 22 | Knobs 6,9 | Switches 29 |
| Canopies 34,35,36,38 | L | Swivels 17 |
| Caps 6,32 | Lamp Cord 28 | T |
| Cast Brass Parts 34,38,39,40,41 | Legs 39 | Taps 45 |
| Chain 33 | Light Bulbs 43,44,45 | Tassels 38,40,45 |
| Chain Connectors 33 | Line Switch 29 | Thumbscrews 3 |
| Chain Pliers 33 | Loaders 37 | Tubing 20,21 |
| Check Plates 22 | Locknuts 3 | V |
| Check Rings 5,22 | Lockwashers 4 | Vase Caps 22 |
| Cluster Bodies 15,30 | Loops (Cast Brass) 34,40 | W |
| Clusters 15,19,30 | Loops (Die Cast) 34,37 | Washers 4 |
| Combo Rings 5 | N | Weights 37 |
| Cord 28 | Necks (Brass) 10,11 | Wire |
| Cord Bushings 15,28 | Necks (Stamped Steel) 31 | Lamp Cord 28 |
| Cord Sets 28 | Nipples 1,2,4 | Fixture 28 |
| Couplings 13,15 | Nozzles 14 | Wire Connectors 45 |

CREDIT:

Our terms are net 30 days. Unless you have an established open account, we will ship C.O.D. There is always an additional fee charged for C.O.D. We accept American Express, Visa, MasterCard and Discover.

SHIPMENTS:

Unless special shipping instructions are given, our best judgment is used on all shipments. United Parcel Service is used on all orders of less than 200 lbs. in areas they service. Trucks are used on most larger shipments.

CLAIMS:

Damage or loss of items handled by United Parcel Service are to be reported to the Gearon Company immediately upon receipt of order. Please hold the merchandise in the original carton with the packing. We will file a claim with them and they will arrange a pickup and inspection. All truck shipments containing damage must be reported to the carrier by you.

RETURNING GOODS:

No merchandise is to be returned without our permission. Any errors in ordering or shipping must be reported within seven days of delivery. If ordered incorrectly, there is a 10% handling charge on all items returned.

NOTE:

Usually orders are filled and shipped the same day as they are received. If your order is not received within two weeks, please contact us. Check the invoices carefully. If items are out of stock, balance will follow only if noted on the bottom of the invoice.

SIZES FOR READY REFERENCE

Lamp Parts Sizes are sometimes confusing, so for the benefit of our customers who are not too familiar with these sizes, we are submitting the following for reference...

THREAD SIZE

M stands for Male thread and F stands for Female Thread...

1/4-27 is the size thread on top of the Harp. (Finials are usually tapped 1/4-27 but are also available in 1/8 IP).











1/8-IP is the size thread that fits into ordinary lamp sockets. (Table lamps are assembled with 1/8-IP Pipe).

1/8-IP is large hole and 1/4-27 is small hole. These sizes are often confused (particularly on Finials) because at a glance it may appear that they should be the reverse.

1/4-IP is the size thread used in floor lamps.

THREAD DATA REFERENCE

M = Male (External) thread F = Female (Internal) thread

| Thread Size | Approx. Fract. Dia. (In.) | Exact Dia. (In.) | Applications | Thread Size | Approx. Fract. Dia. (In.) | Exact Dia. (In.) | Applications |
|---|---------------------------|------------------|---|--|---------------------------|------------------|--|
|  4-36 | 3/32 | .106 .111 | —Socket thread |  1/4-20 (Course Thread) | 1/4 | .240 .245 | — Heavy mechanical lock-up thread (no wireway), commonly used on trophy products, drawer pulls and giftware assemblies. |
|  6-32 | 1/8 | .132 .137 | —Socket thread —Small mechanical lock-up thread, commonly used on lantern assemblies. |  1/4-27 (Fine Thread) | 1/4 | .240 .245 | —A 1/4" fine thread used on lamp finials and shade raisers. |
|  8-32 | 5/32 | .158 .163 | —Small mechanical lock-up thread, commonly used on lantern assemblies and drawer pulls. |  1/8 I.P. (1/8-27 N.P.S.M.) | 3/8 | .380 .390 | —The most common thread in the Lamp & Lighting Industry used to create tubular connections allowing electrical wire to pass through. |
|  10-24 (Course Thread) | 3/16 | .184 .189 | —10-24 and 10-32 are mechanical lock-up threads, used when 6-32 or 8-32 threads are not strong enough to retain assembly properly. —10-24 thread is commonly used on hooksets. |  1/4 I.P. (1/4-18 N.P.S.M.) | 1/2 | .510 .515 | —Thread used in heavy-duty application of 1/8 I.P. thread, where extra strength is required for stability or weight. |
|  10-32 (Fine Thread) | 3/16 | .184 .189 | |  3/8 I.P. (3/8-18 N.P.S.M.) | 5/8 | .648 .658 | —Thread used for very heavy duty fixture mounts. |

- NOTES -

Was Metomic Founded by Mistake Over 60 Years Ago?

“I’ve been with Metomic Corporation since 1953,” says Don Lamont. “Looking back to the beginning of the company, you might say the whole thing came about as the result of a mistake! “During early 1942, my uncle Rudolph Mulac was included on a ‘short list’ for possible promotion to chief foreman in the automatic screw machine division of Crane Company, the international manufacturer of plumbing parts,” Lamont explains. (Rudy had learned his trade working from 1919 until 1933 at Western Electric Company, a telephone manufacturer.”)

“To put pressure on the administration at Crane Company, as well as to have an alternative option which might be better for him, Rudy prepared an application for the position of superintendent of the screw machine department at the Stiffel-Bradley Company,” Lamont says.

“Concerned about the possibility of jeopardizing his position at Crane Company, however, he decided to think it over before putting the letter in the mailbox. “Instead, he put the letter inside his coat pocket,” Lamont recalls. “Unaware of this, his sister took the coat to the cleaners and, finding the sealed, stamped envelope in the pocket, mailed the letter – a mistake that upset Rudy at the time,” he adds.

“But what a fortunate mistake it turned out to be! Ted Stiffel and Dave Borowitz (Bradley), two lamp manufacturers who had combined their talents and funds to go into war work, made Rudy an offer he could not refuse,” Lamont notes. “It was only after he had been on the job a short time that he found out there was hardly a screw machinery department at all! It had to be built and rebuilt from scratch with old and older machines,” he explains.

“The amazing thing is that he and Ted and Dave did it — and they loved doing it! During World War II, unless you had attained some sort of priority position by manufacturing war material, you were not permitted to make civilian consumer items even if you could get some of the components,” Lamont explains. “But by making hundreds of thousands of bolts for anti-aircraft guns and other essential turnings for the war machine, the Stiffel-Bradley Company was able to keep their hand in and make about 10-20 percent normal lamp production – some of which was even silver-plated!”

Although he was in high school at the time, Lamont got involved in the process. “I began to work

for them part-time while I was in high school,” he explains. “I was taking chemistry at the time and Ted Stiffel put me in charge of these very mysterious tests – one of which, the mercurous nitrate test, was critical. I can still feel the charged atmosphere surrounding all of the big-wigs as they breathed down my neck to determine whether or not this young kid would declare the lot of parts worth thousands of dollars as passable.

“Needless to say, we all got along fine – so much so that after V-J Day, when most government contracts were withdrawn, Ted Stiffel and Dave Borowitz told my uncle Rudy to set up the machines in a new location and to feel free to begin turning brass lamp parts for both the Stiffel Company and the Bradley Company as well as any other possible customers,” Lamont says. “In August of 1945, Rudy took this new spin-off (still without a name) and located it in a building just three blocks from where he was born. This gave him a felling of familiarity in a rapidly changing world,” he notes.

“That was a time, of course, when talk of ‘The Bomb’ was on everybody’s lips, and someone said that ‘atomic’ meant ‘power from the smallest.’ Because of that, Rudy decided to call the new company ‘Met-omic’ meaning ‘power from metal,’” Lamont explains. “The name stuck. Since uncle Rudy’s initials were R.A.M., I would have preferred calling the company ‘Ram Products’ with a mighty mountain goat as the logo, but oh well! The name has been good to us, we have been here 60 years,” he comments. “Rudy bought out Ted and Dave after three years. Although Bradley Lamp and the Stiffel Company have gone out of business, other quality manufacturers have maintained a constant liaison with Metomic through the years,” he adds.

“Metomic was very much a family business from the start – with Rudy as the company’s head, his sister Myrtle Lamont as the office manager, his other sister Dorothy Ottosen as the ‘forelady’ and his brother Eddie as the accountant for a short time,” Lamont explains. “Various other family members have put in a stint, and my brother Bob added his expertise with computers after retiring from AT&T. I joined the team in 1953 and ended up as CEO! Our ‘family era’ only ended early in 1995, when the Palumbo family purchased Metomic.”

CATALOG NO. 18

18

METOMIC
CORPORATION

BRASS TURNINGS AT THEIR BEST

2944 West 26th Street Chicago, IL 60623
773-247-4716 • 800-847-8342 • Fax: 773-247-2563
Web: www.metomic.com • E-mail: sales@metomic.com